



WHITE
CANOE

CO.



BOATS
AND
CANOES



OLD TOWN, MAINE

U. S. A.

WHITE CANOE CO., INC.

OLD TOWN, MAINE, U. S. A.

PRICE LIST

THE "WHITE" SPORT MODEL CANOE PAGE 3

Length	Beam	Depth		Weight	F. O. B.
		Amidship			Old Town, Maine
15 feet	33 in.	11 in.		60 lbs.	\$152.00
16 "	34 "	12 "		65 "	164.00
17 "	35 "	12 "		70 "	169.00
18 "	36 "	12 "		75 "	174.00

THE "WHITE" FAMOUS GUIDE SPECIAL—PAGE 4 With Half Ribs

Length	Beam	Depth		Weight	F. O. B. Old Town, Maine
		Amidship			
18½ feet	36 in.	12 in.		80 lbs.	\$174.00
20 "	40 "	13 "		95 "	190.00

THE "WHITE" BUILT FEATHER WEIGHT—PAGE 5

Length	Beam	Depth		Weight	F. O. B. Old Town, Maine
		Amidship			
15 feet	33 in.	11 in.		45 lbs.	\$158.00
16 "	34 "	12 "		50 "	164.00
17 "	35 "	12 "		55 "	169.00
18 "	36 "	12 "		60 "	174.00

THE "WHITE" OFFICIAL BOY SCOUT CANOE—PAGE 6

Length	Beam	Depth		Weight	F. O. B. Old Town, Maine
		Amidship			
16 feet	34 in.	12 in.		65 lbs.	\$164.00

THE "WHITE" CAMP GUIDE MODEL—PAGE 7

Length	Beam	Depth		Weight	F. O. B. Old Town, Maine
		Amidship			
15 feet	33 in.	11 in.		60 lbs.	\$152.00
16 "	34 "	12 "		65 "	164.00
17 "	35 "	12 "		70 "	169.00

THE "WHITE" "INVISIBLE" SPONSON CANOE—PAGE 8

Length	Beam	Depth		Weight	F. O. B. Old Town, Maine
		Amidship			
15 feet	41 in.	11 in.		145 lbs.	\$191.00
17 "	42 "	12 "		155 "	195.00
18 "	43 "	12 "		170 "	200.00

Prices subject to change without notice

CONTINUED ON OTHER SIDE

PRICE LIST

CONTINUED

THE "WHITE" CAR E-Z CARRY—PAGE 9

Length	Beam	Depth Amidship	Weight	F. O. B. Old Town, Maine
12 feet	43 in.	16 in.	90 lbs.	\$180.00

THE "WHITE" OUTBOARD SPORTSTER—PAGES 10 and 11

With Half Ribs

Length	Beam	Depth Amidship	Weight	
14 feet	45 in.	18½ in.	135 lbs.	\$235.00
16 "	45 "	18½ "	145 "	245.00
With "Invisible" Sponsons	51 "	18½ "	190 "	295.00

THE "WHITE" OUTBOARD SQUARE STERN CANOE—PAGE 12

With Half Ribs

Length	Beam	Depth Amidship	Weight	
16 feet	40 in.	16 in.	110 lbs.	\$210.00
With "Invisible" Sponsons	46 "	16 "	175 "	260.00

THE "WHITE" PADDLING SQUARE STERN CANOE—PAGE 13

With Half Ribs

Length	Beam	Depth Amidship	Weight	
18 feet	40 in.	16 in.	115 lbs.	\$220.00
With "Invisible" Sponsons	46 "	16 "	180 "	270.00

THE "WHITE" BUILT DINGHY OR TENDER—PAGE 14

Length	Beam	Depth Amidship	Weight	
8 feet	44 in.	16 in.	70 lbs.	\$175.00
10 "	50 "	17 "	80 "	185.00

THE "WHITE" DORY-SKIFF—PAGE 15

Length	Beam	Depth Amidship	Weight	
12 feet	51 in.	17 in.	160 lbs.	\$125.00
13 "	52 "	17 "	165 "	130.00
14 "	53 "	17 "	170 "	135.00

THE "WHITE" DOUBLE END ROW BOAT—PAGE 16

Length	Beam	Depth Admidship	Weight	
16 feet	43 in.	14½ in.	100 lbs.	\$195.00

THE "WHITE" CHALLENGER

Length	Beam	Depth Admidship	Approx. Wgt.	
16 feet	53 in.	21 in.	200 lbs.	\$290.00

Prices subject to change without notice



WHITE CANOES

In order to give you some background of the oldest canoe company in the country and of the people in it, we proudly recall the year 1889 when Mr. E. M. White founded the E. M. White Company, later to be known as the White Canoe Company. The first model developed was patterned after the Birch Bark canoe of the Penobscot Indian. From a small shop, powered by a horse driven tread mill, came the first "Guide Special" canoes. Word soon got around that "WHITE" was making the finest canoe obtainable. This reputation of "hand built" quality has steadily grown around a complete line of "WHITE" canoes and boats that are today shipped to all parts of the globe, on their merits alone. The results of the efforts of a handful of craftsmen and the skill they developed through the years, since 1889, have made the "WHITE" canoe known world wide as a product of quality. Some of these master craftsmen, including Mr. White, who acts in advisory capacity, are still active in the building of the "WHITE" canoes and boats and their advice and know how guarantee that the name of "WHITE" continues to be found at the bow of the finest canoes and boats obtainable.



The "Handbuilt Quality" in WHITE Canoes and Boats Comes from Years of Experience! There's Nothing Finer Than a "WHITE"

A veteran of many years service with the WHITE Canoe Company makes sure that coming generations of sportsmen, boys and girls will have true WHITE quality. Here, Mr. Wendell Grant teaches "one of the young fellers" how to build a canoe worthy of the WHITE trademark. Coming from communities surrounding the "Canoe City", most newcomers are already familiar with what is expected of a WHITE canoe and how important it is to preserve that reputation!



These Master Craftsmen With Their Years of Experience is Your Assurance of Quality!



**“Roy” Howard, 41 Years a WHITE
Canoe and Boat Builder!**

Here you see “Roy” setting in the transom of a “Sea Master”. “Roy” does a lot of “custom-built” work at the WHITE plant, his years of experience is a constant guide to better canoes and boats. “Roy” Howard and others like him in the WHITE plant have made the WHITE name what it is . . . a symbol of quality . . . handbuilt!

Famous for over



a half-century

**Wendell Grant, Veteran Canoe-builder Driving
The 49,000,000th Tack in a WHITE Canoe!**

In his 48 years of service with the White Canoe Company, Mr. Grant estimates he has built 12,000 or more canoes and boats. This means millions of brass tacks . . . tacks that fasten planks to ribs, making the strong hull ready for canvas and eventually the half-century-old WHITE name plate that means a truly fine canoe or boat. Records show WHITE Canoes made 50 years ago still in service!



The "WHITE"

Sport Model Canoe



Light, Easy to Handle, Wherever There's Water
 This "WHITE" is Sure to Give Heaps of Pleasure!

The "WHITE" Sport Model Canoe is definitely worthy of its name! It was designed primarily for the sportsman. Prime factors of safety, speed, quality and strength are given first consideration. The "WHITE" Sport Model Canoe with its lightness and ease of handling has long been a favorite with hunters and fishermen in Maine and throughout the world. Not illustrated—all canoes are now supplied with cane seats. The traditional "handbuilt" quality of a genuine "WHITE" is found in the Sport Model as well as every other canoe and boat of our manufacture.



Famous for over a half-century

SPECIFICATIONS

Stock Color: Med. Chrome Green

Other colors and combinations on request.

Length	Beam	Depth Amidship	Weight
15 ft.	33 in.	11 in.	60 lbs.
16 "	34 "	12 "	65 "
17 "	35 "	12 "	70 "
18 "	36 "	12 "	75 "


Furnished with keel and WHITE Brass Stem Band, bow and stern. 18 foot model furnished with half-ribs.

Planking: Red Cedar

Ribs: Native Maine Cedar

The World Famous "WHITE"

Guide Special Canoe



Ask a Maine Guide About This Famous "WHITE" . . . He'll Tell You It's a Leader!

This famous "WHITE" Guide Special was designed and is hand built to meet the particular requirements of our Maine Guides and sportsmen. It is unsurpassed as a dependable swift water canoe. Its exceptional stability and maneuverability in white water makes the "WHITE" Guide Special one of the best models obtainable. Designed with low ends to lessen wind resistance and without keel for quick, easy handling. There isn't an ounce of excess weight in this canoe . . . no fancy trimmings! No bow seat or keel unless specified.



Famous for over a half-century

SPECIFICATIONS

Stock Color: Med. Chrome Green or Gray. Other colors and combinations on request.

Length	Beam	Depth Amidship	Weight
18½ ft.	36 in.	12 in.	80 lbs.
20 "	40 "	13 "	95 "


Furnished with "WHITE" Brass Stem Bands, bow and stern

Ribs: Native Maine Cedar

Planking: Red Cedar. Native Maine Cedar when available

The "WHITE"

Featherweight Canoe



45 Pounds and Every Inch a SAFE Canoe!

A Favorite With the Camper and on the "Carry"

Careful consideration to the needs of sportsmen and trappers who must travel over many portages is given in the building of the WHITE Featherweight. Overland portage is a pleasure with this "WHITE" model . . . the long-time experience of WHITE canoe builders, the unmatched superiority and dependability of handbuilt construction means light weight and SAFETY, too! Also available in "Camp Guide" style. See page 7.



of handbuilt construction means light weight and SAFETY, too! Also available in "Camp Guide" style. See page 7.



SPECIFICATIONS

Stock Color: Med. Chrome Green. Other colors and combinations on request.

Length	Beam	Depth		Weight
		Amidship		
15 ft.	33 in.	11 in.		45 lbs.
16 "	34 "	12 "		50 "
17 "	35 "	12 "		55 "
18 "	36 "	12 "		60 "

Planking: Red Cedar


Ribs: Native Maine Cedar

"WHITE" Rolled Brass Stem Bands, stern and bow.

Furnished with or without keel

The "WHITE"

Official Boy Scout Canoe



Tried, Tested and Proven by Directors of Boys' and Girls' Camps All Over America and Not Found Wanting!

A safe and sturdy canoe designed especially for use by boys' and girls' camps and endorsed by hundreds of camp owners and directors. This "WHITE" model embodies the efficient and proven lines of our regular Guide Special but retains a fullness at bow and stern that lends itself to stability and ease of handling. This canoe, after undergoing extensive field tests, met all the requirements set forth by Boy Scout field directors and now bears the official Boy Scout Seal. Over a half century of experience and the traditional hand built quality of "WHITE" make this craft the finest camp canoe obtainable.



Courtesy of The Boy Scouts of America



★
SPECIFICATIONS

		Depth	
Length	Beam	Amidship	Weight
16 ft.	34 in.	12 in.	65 lbs.

Official Color: Aluminum

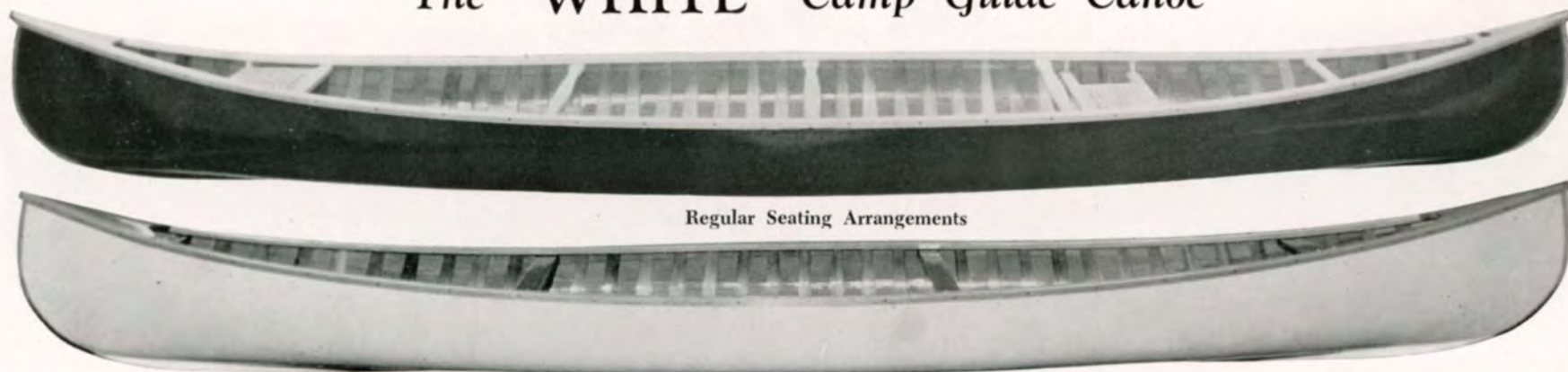
Other colors and combinations on request.

Furnished with keel and with "WHITE" Rolled Brass Stem Bands, stern and bow.

Planking: Beveled Red Cedar
Finished in White Ash

Ribs: Native Maine Cedar
Thwarts in place of seats

The "WHITE" Camp Guide Canoe



Regular Seating Arrangements

Thwart Placement according to American Red Cross Specifications

Here are shown two styles of our "Camp Guide" canoe, one with our standard seating arrangement and the other with thwart placement according to American Red Cross specifications. Design and construction of both these canoe hulls are the same as our official Boy Scout model and can also be supplied in a lighter weight model with the same weight specifications as our "Featherweight" canoe on page five. Widely used

throughout the country by many camps and organizations, the "Camp Guide" is appreciated under circumstances demanded by Camp Directors whose responsibility is lessened when teaching the A B C in canoe safety.



SPECIFICATIONS

Stock Color: Med. Chrome Green
Other colors and combinations on request.

Length	Beam	Depth Amidship	Weight
15 ft.	Same as	Sport Model,	Pg. 3
16 "	"	"	"
17 "	"	"	"

Planking: Red Cedar

Ribs: Native Maine Cedar


Furnished with keel, and with "White" Rolled Brass Stem Bands, stern and bow.



Famous for over a half-century

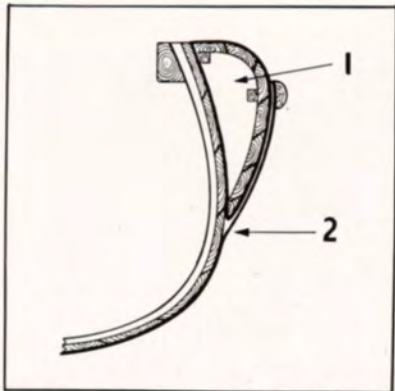
The "WHITE"

Invisible Sponson Canoe



Many sportsmen owe their lives to the "WHITE" invisible sponson. Women and children will ride in the "WHITE" with complete safety and without worry of capsizing. "Invisible Sponsons" are built-in air chambers, canvas wrapped and sealed to make them water tight, and will support a number of people even though the canoe is completely filled with water. Neither is it necessary to remove the sponsons in recovering

the canoe, another "WHITE" feature. When recanvassing only the outer canvas has to be removed thus a considerable saving to the owner in cost of repairs. When sportsmen hear "Invisible Sponson" they think of "WHITE" . . . and safety.



WHITE INVISIBLE SPONSONS

1. Air Chamber 2. One-piece Covering

See inside back cover for complete information

SPECIFICATIONS

Stock Color: Med. Chrome Green
Other colors and combinations on request.

Length	Beam	Depth Amidship	Weight
16 ft.	41 in.	11 in.	145 lbs.
17 "	42 "	12 "	155 "
18 "	43 "	12 "	170 "

Planking: Red Cedar

Ribs: Native Maine Cedar


Furnished with outside stems



Famous for over a half-century

The "WHITE"

E-Z Carry Boat



**Wherever You Can Go With Your Car You Can Take
The "WHITE" E-Z Carry Boat With You!**

That's right! Wherever you drive your car you can take the "WHITE" E-Z Carry Boat with you. An easy lift and it's on top your car roof ready for any lake or pond! This famous "WHITE" weighs only 90 pounds yet it boasts of a maximum width of 43 inches. Plenty of room . . . it's 12 foot length

and wide stern takes a real load. Its full bow means greater stability. Easy to handle with oars . . . economical with small motors. Holds three adults easily, a very popular duck shooting, fishing and pleasure boat!

Model above also features
WHITE BEVELED PLANKING
See inside back cover for complete information



Famous for over a half-century

★


SPECIFICATIONS

Stock Color: Med. Chrome Green
Other colors or combinations on request.

		Depth	
Length	Beam	Amidship	Weight
12 ft.	43 in.	16 in.	95 lbs.

Planking: Red Cedar
 Ribs: Native Maine Cedar
 Keel furnished
 Pol. Brass oarlocks furnished
 Furnished in Mahogany at additional cost

The "WHITE" Outboard Sportster



Fast, Roomy and Dry is this Popular Favorite With Fishermen and Boating Enthusiasts

Here is a full size boat that can be easily carried on top of your car. Full length, long rib construction allows "WHITE" to build this able and rugged boat without sacrificing any strength for weight. Handles well with all popular size motors. Will do 18 M. P. H. with 7.2 H. P. Design of flare bow and ample free board all tend to make this model a very dry, yet very fast and comfortable boat at all speeds. No floor racks are necessary in WHITE square sterns. Half ribs installed when hull is constructed not only eliminates troublesome floor racks but strengthens boat bottom and simplifies cleaning of flooring. Bilge keels supplied at additional cost.




COMFORTABLE



ROOMY

SEE PRICE LIST FOR COMPLETE SPECIFICATIONS ON ABOVE BOAT

The "WHITE" Sponson Sportster



In all instances the choice of a family boat depends largely on the greatest possible safety and sea-worthiness of a craft and a great deal of uncertainty and distrust can be rid of when using the "WHITE" sponson sportster. "Invisible sponsons" constructed into this boat extend completely down to the water line. This feature permits greater stability by the sponson bearing in the water whenever the boat is in the slightest way tipped. Greater loads are also possible because of the additional bottom area that is gained as the sponson extends deeper into the water. A Beautiful Boat. These sponsons do not detract but add to the appearance and the additional flare provides for a drier boat. Deck as illustrated is \$30.00 extra. Half ribs supplied at no extra charge but bilge keels can be installed for an additional \$8.00.



FAST



SAFE

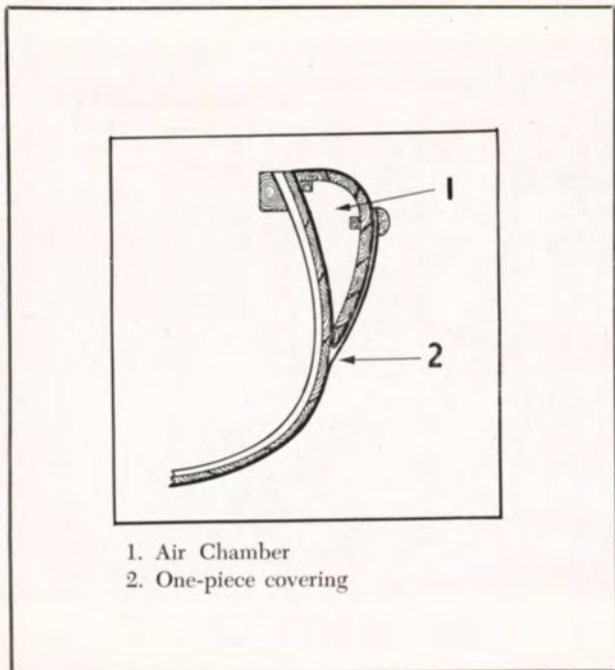
SEE PRICE LIST FOR COMPLETE SPECIFICATIONS ON ABOVE BOAT

The "WHITE" Outboard Square Stern Canoe



**Plenty of Room . . . Plenty of Speed With This Famous
Wide Stern Model! It's a WHITE . . . It's SAFE!**


The WHITE Outboard Square Stern Canoe when equipped with WHITE Invisible Sponsons (optional) is one of the safest canoes known! The wider transom or stern allows the use of motors up to 7 horsepower with complete safety! There's plenty of room for fishing gear, camping supplies and extra people. WHITE Invisible Sponsons are unique! The sponsons are *built into* the canoe. They are wrapped in canvas when built. Thus, when recovering only one piece of canvas is needed and the sponsons *need not* be removed. This feature saves the owner both time and money! Here again is a canoe bearing the famous WHITE label that is "tops" with sportsmen and guides everywhere!



★
SPECIFICATIONS

- Color: Chrome Green
- Other colors and combinations on request.
- Length: 16 feet
- Max. Width: 48 in.
40 in. without sponsons
- Approx. Wt. 175 lbs.
110 lbs. without "White"
Invisible sponsons
- Depth Amidship: 16 in.
- Furnished with keel and half ribs
- Furnished with Pol. Brass oarlocks

The "WHITE" Paddling Square Stern Canoe



One of the Most Talked-About Canoes in America!
Uses Popular-sized Motors . . . Paddles Easier . . . SAFER!

More and more sportsmen are turning to the WHITE "Paddling Square Stern" Canoe! Not only will it handle well under outboard motors up to 3½ H. P. with complete safety but in case of motor failure it paddles or rows with ease. With WHITE invisible sponsons (optional) it is one of the most able canoes known. Time after time Maine fishermen report crossing our largest lakes in extremely bad weather with complete safety even with heavy loads! This model has done much to earn for WHITE a fine reputation. Handbuilt, like all WHITES of course. Not shown in illustration—all square stern models are now equipped with half ribs at no extra charge.



Famous for over a half-century


SPECIFICATIONS

Color: Med. Chrome Green
 Other colors and combinations available on request.

	Depth		
Length	Beam	Amidship	Weight
18 ft.	40 in.	16 in.	90 lbs.
Furnished with keel, Pol. Brass oarlocks			

Shown here with "WHITE" Invisible sponsons—available at extra cost.
 Native Maine Cedar Ribs
 Red Cedar planking

The "WHITE" Dinghy - Yacht Tender



You'll Say "Good Bye" to Calking or Bailing When
You Own One of These Easy-to-handle Dinghies!

In response to the growing demand for a light tender of extreme carrying capacity, one that will row easily and tow well, we are building this model, the biggest little boat yet produced. Canvas covered and brass fastened, natural finished inside and painted to the owner's desire without, it combines all the requirements of a yacht tender. There are no seams to open at inconvenient seasons. The canvas covering assures a dry boat at all times.



Famous for over a half-century

SPECIFICATIONS


Stock Color: Marine White
Other colors on request

Length	Beam	Depth		Weight
		Amidship		
8 ft.	44 in.	16 in.		70 lbs.
10 "	50 "	17 "		80 "

Furnished 1 pair Pol. Brass oarlocks and three seats.

Furnished in Mahogany upon request.
Furnished with White Rope Bumpers

The "WHITE" Dory Skiff



Ideal for Camp, Fishing or Public Beach Use as LIFE BOAT

Here is a clinker constructed modified type of dory that is unsurpassed in quality and performance. Built with good depth and ample beam makes it perfectly safe in the roughest of water. Handled with ease by children. It is ideal for training in organizational and private camps

aquatic programs. Bottom planks run lengthwise to insure a tighter and much easier rowing craft. Knees, transom and stem of oak or white ash. Bottom boards and side boards of white pine. Galvanized and brass fastened throughout. Fitted with three seats and one pair of row locks. Painted grey inside with outer finish being white. When ordering state whether or not boat is to be used entirely for rowing or for use with outboard motor.

SPECIFICATIONS

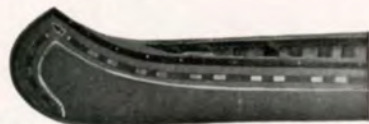
Length	Beam	Depth	Weight
12 ft.	51 in.	17 in.	160 lbs.
13 "	52 "	17 "	165 "
14 "	53 "	17 "	170 "



The "WHITE" Double End Row Boat



This double ender is very popular with fishermen and is also a favorite at boat and canoe liveries. Constructed in the same manner as our canoes—the canvas boat is always water tight, no waiting for seams to swell. Its No. 6 canvas, properly filled, is ample assurance that it will be dry at all times. Seat location allows for two rowing positions. Can also be paddled very easily. A very light fishing boat that can readily be carried on top of your car. See price list for complete specifications.



No. 34



No. 30



No. 27

"WHITE" Offers a Wide Variety of Colors, Color Combinations and Designs.

The illustrations here show some of the many designs in which "WHITE" canoes can be obtained. We make a specialty of turning out canoes decorated in accordance with the individual wishes of the purchaser. The designs shown can be had in any combination of colors. Prices are available on request.

- No. 21 Light green body, black border, gold stripe, turn down ends
- No. 25 White body, Yale blue stripe, Greek ends
- No. 27 Blue body, red border, ½ inch gold stripe, scroll ends
- No. 30 Black body, white checks, gold stripe
- No. 32 White body, black border, yellow stripe, scroll ends
- No. 34 White body, red border, black and gold checks, ½ inch gold stripe edges with black, turn down ends



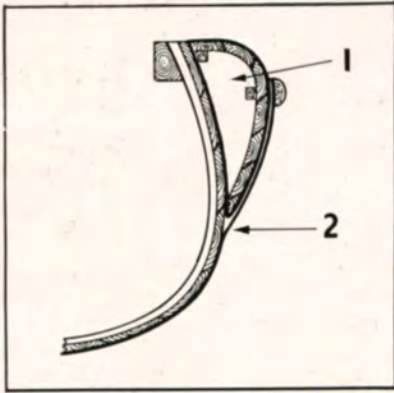
No. 25



No. 32



No. 21



The WHITE INVISIBLE SPONSON has Probably Saved the Lives of More Sportsmen Than Any Other Device Known!

Perfected by Mr. White during the early days of his company, the WHITE INVISIBLE SPONSON is widely known for its safety! It has been copied by many but few have achieved the perfection of WHITE. "1" shows the air chamber inside the sponson that runs the full length of the canoe. "2" shows that the design and construction of the WHITE INVISIBLE SPONSON makes necessary the use of ONLY ONE PIECE OF CANVAS when recovering is needed. The sponsons are covered with canvas separately when built in and sealed for water-tightness. They need not be removed when recovering. This is a time and money saver when recovering. The sponson is made an integral part of the canoe as it is built . . . IS not and does NOT look like an afterthought!



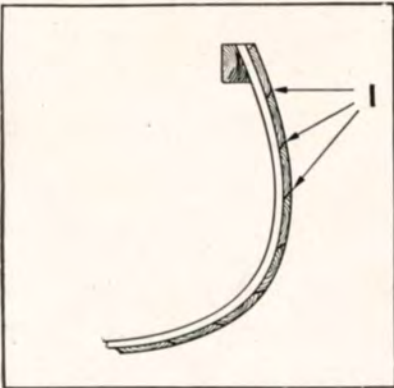
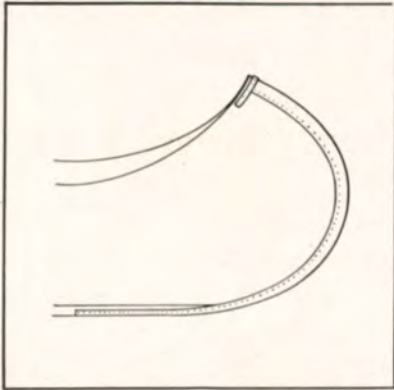
The WHITE ROLLED BRASS STEM BAND is a WHITE Feature That Saves Your Canoe, (if it's a WHITE) from Damage.

Where most manufacturers use a narrow strip of metal, WHITE uses the rolled brass "bang" plate shown here. It completely wraps stern and bow with a protective "V" shaped shield that prevents damage from rough, rocky shores, etc. The extra width of the WHITE "bang" plate stops pulling away of canvas at stern or bow.



The WHITE BEVELED PLANKING CONSTRUCTION Makes WHITE Canoes and Boats Last Longer . . . Makes Canoes Much Stronger!

Each plank is beveled as shown by arrows "1". Each plank seals with the next making it practically impossible for water, dirt or sand that sometimes get into the boat despite the best of care, to get in between the planking and outside canvas covering. Dirt or sand between planking and covering creates unsightly bumps that sometimes cause canvas puncture or abrasive wear—counteracts shrinking or swelling action.





WHITE CANOE COMPANY, INC.
OLD TOWN, MAINE, U. S. A.

ESTABLISHED IN 1889