

BUILT
BY
CANADIAN
CRAFTSMEN
FOR
GENERATIONS

Canadian

C R U I S E R S

Here we present a group of three CANADIAN Outboard Cruisers. Many features combine to make these boats the last word in seaworthiness and comfort. Besides graceful lines and smart appearance, these cruisers give you a level riding seaworthy hull free of spray at all speeds.

All built of longitudinal cedar strip construction, designed for single or twin motor installation. All models finished with 20" transom.

THE "OVERNITER" THE "DEBONAIR" THE "CABINAIR"

THE "OVERNITER"

16' x 72" x 30" with 66" transom width, 3/8" planking, open cabin type permits bunks for two. Raised driver's seats and rear cross seat with seat back.


THE "DEBONAIR"


18' x 80" x 32" with 79" transom width, 7/16" planking, 4 ft. bow deck, raised cabin with wrap around windshield and side windows, and open end.

THE "CABINAIR"

21' x 84" x 36" with 79" transom width, 7/16" planking, 4 ft. bow deck, raised cabin with two screened opening windows at front. Picture side windows, bunks for two in cabin, bulkhead with sliding door in cabin.

THE "DEBONAIR"





HARD TOP

CANADIAN AQUALINERS

The grace, beauty and strength of these Canadian Aqualiners, offer even more a richness of style.

Ample free board and width of beam give the maximum of safety so pronounced in Canadian Watercraft.

All Aqualiners are of cedar strip construction, full length planking, copper fastened to half round $\frac{3}{8}$ " ribs spaced 3" centre to centre. Varnished inside and out with painted bottom and cedar deck with mahogany trim.


Standard fittings on all models includes steering equipment, bow and stern lights, complete with switch and battery.

Hard Top—This model has a spacious glass enclosed cabin with curved windshield for greater visibility and

protection from all types of weather. Two individual seats in the Sea Mate and Sea Gull and four in the Sea Hawk models, protected under the cabin, plus a full cross seat at the stern with seat back makes comfortable seating capacity. Ample head room coupled with superb craftsmanship make these Canadian Aqualiners first in the boating world.


Convertible—The convertible offers an airy interior for those hot summer days, making a shield from the sun. Side curtains are available for extra protection. The canvas top may be slid forward to the windshield when protection is not required.

Utility—These models are the same as the Hard Top and Convertible minus the top.



CONVERTIBLE

Model	Length X Beam X Depth	Transom Thickness X Width X Motor Depth	Planking Thickness	Transom Bracing	Special Reinforcements	Motor Suggestions	Net Weight
SEA-MATE	14' X 60" X 29"	1 1/8" X 53" X 15 1/2"	3/8"	3 Knees	2 heavy inner and other bilge strips	Up to 35 H.P.	Utility 300 lbs. Convertible 330 lbs. Hard Top 375 lbs.
SEA-GULL	15' X 67" X 32"	1 1/8" X 60" X 15 1/2"	3/8"	3 Knees	2 heavy inner and outer bilge strips	Up to 35 H.P.	Utility 350 lbs. Convertible 385 lbs. Hard Top 425 lbs.
SEA-HAWK	16' X 73" X 34"	1 1/8" X 79" X 20"	3/8"	3 Knees	2 heavy inner and outer bilge strips	Up to 60 H.P. Single or Dual	Utility 450 lbs. Convertible 485 lbs. Hard Top 530 lbs.



DELUXE RUNABOUTS

The pride of the Canadian fleet are these sleek dashing boats, which will be offered to you this year with many new features you have been looking for.


Smooth trim lines, sparkling two-tone finish, with painted bottom, and expert craftsmanship all blend together to make these Runabouts the finest performing, eye appealing craft it has ever been our pleasure to offer the boating public.

The "Canadian De Luxe Runabouts" have heavy solid mahogany rolled covering boards, solid mahogany decks,

slanted dash panel, built-in splash rails, clipper bow and new transom design, offering greater strength and appearance.

The "De Luxe Runabouts" for '57 are offered as complete units. Standard equipment consists of, foam rubber upholstery throughout, bow light, stern light, two stern cleats, one bow cleat, one pair deck chocks, wrap-around-windshield, De Luxe steering wheel and chrome trimmed gunwales. All models are designed with long bow deck, stern deck, and open cockpit with split centre deck.

Model	Length X Beam X Depth	Transom Thickness X Width X Motor Depth	Planking Thickness	Transom Bracing	Special Reinforcements	Motor Suggestions	Net Weight
RAMBLER	14' X 55" X 23"	1 1/8" X 53" X 15 1/2"	5 16"	1 Knee	None	Up to 18 H.P.	350 lbs.
PALAMINO	14' X 61" X 26"	1 1/8" X 53" X 15 1/2"	3/8"	3 Knees	2 inner and outer bilge strips 2 cross frames	Up to 35 H.P.	425 lbs.
CONTENDER	15' X 67" X 31"	1 1/8" X 60" X 15 1/2"	3/8"	3 Knees	2 inner and outer bilge strips 2 cross frames	Up to 35 H.P.	500 lbs.
GEORGIAN	16' X 72" X 32"	1 1/8" X 66" X 20"	3/8"	3 Knees	2 inner and outer bilge strips 2 cross frames	Up to 60 H.P. Single or Dual	550 lbs.



STANDARD RUNABOUTS

The new 1957 Nymph, Meteor and Challenger, the three GREATS in the moderate price field brings to you tops in Safety, Styling, Performance and Speed.

Finished with the stern deck and long bow deck of cedar, with mahogany covering boards, open centre cockpit and

with split walk through bow seat backs.

Planking is of full length selected cedar, copper nailed to 3/8" half-round-ribs, spaced 3" centre to centre.

Varnished inside and out with painted bottom.

Model	Length X Beam X Depth	Transom Thickness X Width X Motor Depth	Planking Thickness	Transom Bracing	Special Reinforcements	Motor Suggestions	Net Weight
NYMPH	14' X 57" X 24"	1 1/8" X 51" X 15 1/2"	5 16"	3 Knees	2 inner and 2 outer bilge strips and 2 cross frames	Up to 35 H.P.	250 lbs.
METEOR	14' X 59" X 26"	1 1/8" X 53" X 15 1/2"	3/8"	3 Knees	2 inner and 2 outer bilge strips and 2 cross frames	Up to 35 H.P.	300 lbs.
CHALLENGER	15' X 60" X 27"	1 1/8" X 53" X 15 1/2"	3/8"	3 Knees	2 inner and 2 outer bilge strips and 2 cross frames	Up to 35 H.P.	325 lbs.



Canadian

REINFORCED PLASTIC MODELS

CANADIAN INTRODUCE THE LINE OF BOATS THAT OFFER THE 6 GREAT ADVANTAGES

1. Impregnated Colours.
2. Splinter free hulls.
3. No hull maintenance.
4. Virtually unsinkable.
5. Rot proof.
6. Greater strength than steel.

THE "SCAMP"

13' x 48" x 18" with 46" transom width. Recommended for use with motors up to 7-5 H.P. Carrying capacity 3 to 4 persons. This is a short deck boat of the car top design.

THE "COTTAGER"

14' x 60" x 22" with 49" transom width. Recommended for motors

up to 18 H.P. Short deck design, utility type fishing boat. Seating capacity 5 to 6 persons.


THE "RESORTER"

15' x 60" x 27" with 53" transom width. Recommended for use with motors up to 35 H.P. Seating capacity 6 persons. This boat is of the pleasure model design, with long bow deck, two cross seats with seat backs, and two side seats at stern.

THE "RIVIERA"

15' x 60" x 27" with 53" transom width. Recommended for use with motors up to 40 H.P. Carrying capacity 6 persons. This boat is of the Runabout design.

ALL MODELS EQUIPPED WITH STYRAFOAM FOR BUOYANCY




THE "RESORTER"

REINFORCED PLEASURE MODELS

These boats offer graceful lines designed for speed and seaworthy performance. They have a long fore deck and full length splash-rails. Ample depth and beam for safety and stability.

They are especially reinforced with two extra stringers on the inside and one cross frame under each cross seat and two extra transom knees for use of the highest powered motors.



Model	Length X Beam X Depth	Transom Thickness X Width X Motor Depth	Planking Thickness	Transom Bracing	Special Reinforcements	Motor Suggestions	Net Weight
ROCKET	14' X 59" X 24"	1 1/4" X 53" X 15 1/2"	3/8"	3 Knees	2 inner and 2 outer heavy bilge strips, 2 cross frames	Up to 35 H.P. Single	270 lbs.
CHUM	15' X 60" X 24"	1 1/8" X 53" X 15 1/2"	3/8"	3 Knees	2 inner and 2 outer bilge strips, 2 cross frames	Up to 35 H.P. Single	300 lbs.
RIDEAU	16' X 68" X 30"	1 1/8" X 66" X 20"	3/8"	3 Knees	2 outer and 2 inner bilge strips, 2 cross frames	Up to 60 H.P. Single or Double	380 lbs.
CHIEF	18' X 70" X 30"	1 1/8" X 66" X 20"	3/8"	3 Knees	2 outer and 2 inner bilge strips, 2 cross frames	Up to 60 H.P. Single or Double	450 lbs.

PLEASURE MODELS



DART — BIGWIN — VAGABOND

These models offering smart design and appearance, finest quality construction, safe and speedy performance, roomy, comfortable, being easy to handle, make an ideal family boat. The streamlined semi-round bottom hull, provides exciting speeds with most types of motors, soundly designed and built for long service and dependable seaworthiness, expertly finished. It is truly a craft of which any owner may justly be proud.

Full length splash-rails and long deck, provides rides with spray free enjoyment under normal conditions.

ISLANDER

The "Islander"—In this boat we offer a pleasure model with a more economical layout. This boat is popular priced, easily within the means of all who enjoy the pleasure of owning a fine constructed craft. Varnished throughout.



ISLANDER



Model	Length X Beam X Depth	Transom Thickness X Width X Motor Depth	Planking Thickness	Transom Bracing	Special Reinforcements	Motor Suggestions	Net Weight
ISLANDER	14' X 50" X 20"	7/8" X 46" X 15 1/2"	5/16"	1 Knee	None	Up to 10 H.P.	185 lbs.
DART	14' X 57" X 23"	1 1/8" X 51" X 15 1/2"	5/16"	1 Knee	2 outer bilge strips	Up to 18 H.P.	220 lbs.
VAGABOND	15' X 52" X 22"	1 1/8" X 48" X 15 1/2"	5/16"	1 Knee	2 outer light bilge strips	Up to 15 H.P.	215 lbs.
BIGWIN	16' X 55" X 24"	1 1/8" X 48" X 15 1/2"	5/16"	1 Knee	2 outer light bilge strips	Up to 18 H.P.	235 lbs.

A splendid addition to the Canadian Fleet is the new line of Lapstrake boats. The Lapstrake or Clinker type hull is built of $\frac{3}{8}$ " 5 ply marine fir plywood. The boards are cut 4" or 5" wide and so fastened to overlap one another, making a very rigid hull that will withstand more than average abuse. This fine line of boats will appeal to your pride of ownership, as they proudly stand apart with a gleaming white exterior and the inside is in their rich natural finish.

THE "MARINER"

14' x 54" x 22" with 51" transom width, recommended for motors up to 10-15 H.P. Seating capacity 5 to 6 persons. It is a short deck boat of the utility design. 3 cross seats, 1 small seat at bow. Net weight 215 lbs.

THE "VACATIONER"

14' x 56" x 24" with 51" transom width, recommended for

motors up to 18 H.P. Seating capacity 5 to 6 persons. This boat is of long deck design, semi deluxe finish with mahogany bow deck and side decks. Net weight 250 lbs.

THE "CORVETTE"

15' x 66" x 24" with 60" transom width, recommended for motors up to 35 H.P. Carrying capacity 5 to 6 persons. This boat is of long deck design with mahogany bow deck and gunwales, two cross seats and seat backs, and side seats at stern. Net weight 320 lbs.


THE "COMMANDER"

15' x 66" x 27" with 60" transom width, recommended for motors up to 35 H.P. Carrying capacity 6 persons. This boat is of the runabout design with long bow deck and stern deck of mahogany, open cockpit with walk through seating arrangement. Net weight 400 lbs.

CANADIAN LAPSTRAKES



VACATIONER CORVETTE



MOULDED MAHOGANY VENEER BOATS

The Streamline answer to a smooth effortless ride. The boat that spells out leadership in every reflection of its life like prow. These beautiful boats are built of 5 ply mahogany veneer to a thickness of 5/16" for positive resistance to water. The net effect is one that will make you a proud owner.

THE "SPORT-LITE"

13' x 54" x 20" with 49" transom width. Recommended for use with motors up to 10 H.P. Long bow deck, two cross seats with seat backs and two side seats. Finish is mahogany hull and transom, oak splash rails and trim, cedar deck. Varnished throughout. Net weight 190 lbs.

THE "FLEETWING"

14' x 58" x 24" with 55" transom width. Recommended for motors up to 35 H.P. It has two cross seats with seat backs and two side seats at stern. Long 4½ ft. bow deck.

Mahogany hull and transom with cedar seats and deck. Varnished throughout. Net weight 255 lbs.

THE "AQUA-FLITE"

14' x 58" x 26" with 55" transom width. Recommended for motors up to 35 H.P. This model is of the Runabout design with long bow deck, stern deck and split walk through centre deck. De Luxe finished with all mahogany hull and mahogany plywood decks. Varnished inside and out with painted bottom. Net weight 300 lbs.

THE "CAVALIER"


16' x 64" x 26" with 57½" transom width. Recommended for motors up to 40 H.P. This model is of the Runabout design with long bow deck, stern deck and split walk through centre deck. De Luxe finish with all mahogany hull and mahogany plywood decks. Varnished inside and out with painted bottom. Net weight 325 lbs.

CAR-TOPS



Just the boat for that week-end fishing trip or picnic off the beaten track. Of canvas covered construction, they are light in weight and very easily handled on and off the top of your car and can be easily stored overhead in the garage. Built in two sizes as listed. Painted Green outside, varnished natural inside. 1 pair of oars and fittings included in price.

Model	Length	Beam	Depth	Transom Width	Net Weight	Carrying Capacity	Motors & Speed	Equipment
CAR TOP	12 ft.	44 in.	15 in.	37 in.	80 lbs.	3	Up to 4 h.p. Up to 10 m.p.h.	1 Pr. Oars
CAR TOP	13 ft.	51 in.	19 in.	46 in.	130 lbs.	4	Up to 7 h.p. Up to 15 m.p.h.	1 Pr. Oars



THE DORY

Designed similar to famous sea coast boats, these rugged built, seaworthy craft are made to withstand hard abuse. The sides are Lapstrake design with flat bottom and all of mahogany plywood, to avoid split planks and leaks. They can be easily rowed or are used with outboard motors. Varnished inside and out.

Model	Length X Beam X Depth	Transom Thickness X Width X Motor Depth	Planking Thickness	Transom Bracing	Special Reinforcements	Motor Suggestions	Net Weight
DORY 14 ft.	14 ft. X 51 in. X 19 in.		1/4 in. Mahog. plywood	1 Knee	None	Up to 7 1/2 H.P.	145 Lbs.



UTILITY MODELS

There is plenty of room for the whole family in these spacious models. An ideal outdoor boat for sportsmen, fishermen and summer cottagers. The Utility models feature modern, safe and seaworthy design, neat appearance, pleasing performance and long service assured by quality materials and finest workmanship. The semi-round bottom hulls cut smoothly through

the water for easy use with oars and fast safe performance with various motors.

Here is one of Canada's finest and lightweight sturdy boats, priced within the means of all who enjoy the thrills and pleasure of better boating. Splash-rails are standard equipment on the Penguin model only, which is also reinforced to take motors up to 35 H.P.

Model	Length X Beam X Depth	Transom Thickness X Width X Motor Depth	Planking Thickness	Transom Bracing	Special Reinforcements	Motor Suggestions	Net Weight
TERN	13' X 48" X 18"	3/8" X 46" X 15 1/2"	5 16"	1 Knee	None	Up to 7 1/2 H.P.	150 lbs.
SKIPPER	14' X 50" X 18"	3/8" X 46" X 15 1/2"	5 16"	1 Knee	None	Up to 10 H.P.	160 lbs.
ANGLER	15' X 52" X 20"	3/8" X 48" X 15 1/2"	5 16"	1 Knee	None	Up to 15 H.P.	185 lbs.
PENQUIN	16' X 68" X 26"	1 1/8" X 66" X 20"	3/8"	3 Knees	Splash rails 2 heavy inner and outer bilge strips	Up to 60 H.P. Single or Dual	325 lbs.

BUILT
BY
CANADIAN
CRAFTSMEN
FOR
GENERATIONS


Canadian

PLEASURE CANOES (Canvas Covered)

BREEZE, BALMY, CHINOOK

This series is built to provide an inexpensive but still serviceable canoe. They are covered with a lighter weight canvas (No. 10). The ribs and planking are from sound material but not selected for matching colour.

Equipped with shoe-keel and 2 paddles, these models are popular with boat liveryes and for ordinary pleasure use. Inside of canoe and trim is varnished in natural colour—outside painted Red or Green.



HIAWATHA

An easy paddling canoe of exceptionally high grade appearance. It is sturdily built of selected materials and the wide flat bottom makes it steady and safe. Equipped with hardwood outwales and keel. Varnished natural finish inside, Red or Green high gloss finish outside. Equipped with 2 paddles.

AIR-FLOAT

Any canoe when properly handled is safe, but the additional carrying capacity of a "Sponson" canoe makes it ideal for family use or a real aid to beginners and inexperienced paddlers.

When the load is sufficient to bring the Sponsons down to the water they act as supports and provide that extra buoyancy. The Sponsons are air-chambers built along each side of the canoe just under the gunwales.

Considerable pressure is required to submerge these air-chambers and as a canoe cannot capsize without the gunwales going under only a deliberate attempt will turn the canoe over. Even when filled with water the Sponson canoe will support more persons than can regularly sit in it. Painted red or green outside with Sponson tops opposite colors. Varnished inside. Equipped with 2 paddles.

Name	Length	Beam	Depth	Net Weight
BREEZE	14 ft.	32 in.	12 in.	60 lbs.
BALMY	15 ft.	33 in.	12 in.	65 lbs.
CHINOOK	16 ft.	34 in.	12 in.	70 lbs.
AIR FLOAT	16 ft.	33 in.	12 in.	90 lbs.
HIAWATHA	16 ft.	33 in.	12 in.	70 lbs.



THE "MANITOU"



THE "NIPIGON"

THE MANITOU AND ENGLISH

This is the highest calibre strip canoe that we build. The clear cedar planking is copper fastened to hardwood ribs spaced 2" centres. It is attractively trimmed and varnished natural color inside and outside and is equipped with 2 cane seats and full length keel and 2 paddles.

THE NIPIGON

Similar in design to the "canvas covered" models this "cedarstrip" canoe is safe, sturdy and serviceable. The planking is copper fastened to hardwood ribs spaced 3" centres. Equipment includes caned seats; keel and 2 paddles. Varnished in and out.

Name	Length	Beam	Depth	Net Weight
MANITOU	16 ft.	32 in.	12 in.	80 lbs.
NIPIGON	16 ft.	33 in.	12 in.	70 lbs.
ENGLISH	16 ft.	30 in.	12 in.	75 lbs.

GUARANTEE

Every care is taken in the manufacture of "Canadian" boats and canoes which are guaranteed against defective materials and workmanship. All replacements of parts are made f.o.b. factory Peterborough, Ontario. If a purchaser obtains a "Canadian" boat or canoe that he feels is not perfect we urge prompt indication to the factory.