

Yours for Leisure!

CANADIAN BUILT BOATS



For

PLEASURE • PROSPECTING • HUNTING • FISHING

The CANADIAN CANOE COMPANY *Limited*

PETERBOROUGH ONTARIO CANADA

ESTABLISHED IN 1892

Presenting

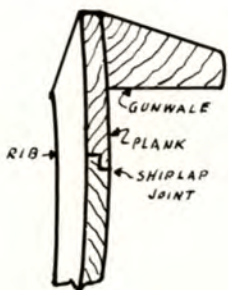
A complete range of
small watercraft featuring
CORRECT DESIGN • PROPER MATERIALS
SUPERIOR WORKMANSHIP.

The "CANADIAN" stands for high quality at moderate prices. For over 56 years we have been designing and building boats that have given satisfaction. Our business has been built on the principle that a satisfied customer is the best advertisement we can have. In inviting you to become an owner of a "CANADIAN" boat, we guarantee that you too will be satisfied.

In the following pages we have tried to explain the purpose of each boat or canoe and to give information that will help you make your selection. Knowing that a proper selection means much in the way of satisfaction. We welcome an opportunity to give additional assistance that may be necessary.

In the description of our boats and canoes, we have referred to methods of construction. For the information of prospective purchasers we describe below these methods.

LONGITUDINAL CEDAR STRIP CONSTRUCTION



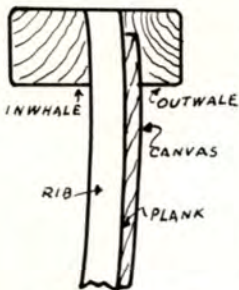
LONGITUDINAL STRIP CONSTRUCTION

The "All Wood" boats listed in the outboard motor boat section as well as some of our rowing skiffs and canoes, are built by the superior and time-tested method known as "Longitudinal Cedar Strip" construction. The planking, of carefully selected and properly seasoned cedar, is laid lengthwise in narrow strips not over two inches wide. These strips have a ship-lap or half checked joint on each edge, are gummed at both joints, and then fitted up tight so as to make a smooth outside surface.

The ribs or frames, half round for neatness and weight reduction, are spaced closely. In the majority of outboard boats, they are spaced 3" from centre to centre, while in rowing skiffs and canoes they are spaced 2" or 3" centres, depending on the quality. To these ribs the planking is fastened securely with large head copper nails, drawn up tight and clinched on the inside of boat. The keel, stem, transom, gunwales, etc., are of selected oak.

The outstanding feature of this method of construction, is requisite strength with minimum weight and the pleasing absence of leaks due to the fact that the narrow planks do not shrink or swell to any noticeable extent when unduly exposed to the weather. "CANADIAN" boats have been constructed this way for many years and boats over 20 years old are still giving satisfactory service.

CANVAS COVERED CONSTRUCTION



CANVAS COVERED CONSTRUCTION

Canvas Covered Construction properly carried out produces tough, serviceable boats. They are not affected by weather changes, do not absorb moisture, and therefore do not gain in weight.


The planking and ribs which comprise the shell are of selected cedar, a tough, durable wood that for light boat building is superior to any other. The planking is fastened with brass tacks to the

ribs, which are thicker than the planking, and placed fairly close together. Over this shell a piece of seamless canvas is stretched and this is treated with a special preparation which is rubbed well into the canvas. The boats are put away until the filler dries. This operation is very important as unless the right materials are used for filling and the filler properly applied and dried hard before painting, the canoe will not have a wearing surface that will stand up under hard usage, or resist the effects of exposure. The filler is covered with best quality paint.

Canvas Covered Canoes are finished in two grades. These grades are equal in service, the difference being in appearance only.

Grade A. has a shell of clear cedar and is finished outside with Red or Green enamel, which gives it a high gloss finish.

Grade B. has a shell of good sound cedar, suitable for the purpose and is finished with 2 coats of good paint usually Grey.



SHORT DECK UTILITY MODELS

The ideal boat for fishing and hunting or use around the cottage or camp.

Hull is of cedar rib construction with oak trim and has four cross seats and short deck of approximately 18 inches, all in natural finish varnished. 1 pair of oars and locks are standard equipment.

Built in 5 models of various sizes as listed below.

Name	Length Ft.	Beam In.	Depth In.	Transom Width In.	Wt. Lbs.	Motors	Speed
Angler	15	52	20	48	180	Up to 18 H.P.	25 M.P.H.
Algoma	16	48	18	42	180	Up to 10 H.P.	20 M.P.H.
Clipper	15	48	18	43	170	Up to 9 H.P.	17 M.P.H.
Skipper	14	50	18	46	150	Up to 10 H.P.	22 M.P.H.
Lokewin	15	46	16	38	140	Up to 6 H.P.	12 M.P.H.



THE DORY

Designed similar to the famous sea coast boats, these rugged built seaworthy boats are built to withstand hard abuse. Made with flat bottom, with sides of lapstrake construction. They can be easily rowed or used with outboard motors. Oars and fittings are standard equipment.

Length	Beam	Depth	Transom Width	Motors	Speed
14 ft.	52"	19"	33"	Up to 10 H.P.	Up to 18 M.P.H.



THE ROAMER

Built of canvas covered construction with sponsons (air chambers) on each side, this boat has the safety features of our famous "sponson" canoe but with square-stern for use of outboard motors. Ample seating is given in 4 cross seats. Finished natural inside and varnished—painted Green outside with top of sponson in contrasting red gives a very pleasing appearance.

Length	Width	Depth	Transom	Motors	Speed
16 ft.	39"	15"	29"	Up to 6 H.P.	Up to 12 M.P.H.

CAR TOP MODELS




Just the boat for that week-end fishing trip or picnic off the beaten track. Of canvas covered construction, they are light in weight and very easily handled on and off the top of your car and can be easily stored overhead in the garage. Built in two sizes as listed. Painted Green outside, varnished natural inside. 1 pair of oars and fittings included in price.


Length	Width	Depth	Transom	Motors	Speed
13 ft.	44"	17"	40"	Up to 7 H.P.	Up to 15 M.P.H.
12 ft.	40"	15"	32½"	Up to 4 H.P.	Up to 10 M.P.H.

Canadian

RUNABOUTS



The COQUETTE



The NYMPH

"Canadian"

PRIDE OF THE "CANADIAN" FLEET, THESE SLEEK DASHING MODELS ARE BOATS THAT MUST BE SEEN TO BE FULLY APPRECIATED.

RUNABOUT AND PLEASURE MODELS

THE "NYMPH" combines a rich mahogany trim against a hull of natural finished cedar with the bottom painted a striking Green. Rugged built and designed to assure seaworthiness with the higher powered motors, these smartly styled boats have the luxury appearance of more expensive inboard motor boats. Glove compartment and luggage rack under the bow deck for added convenience are standard on this model.

THE "COQUETTE" is of the same hull design as the "Nymph" but with a less elaborate and more economical layout and trim. The decks are of cedar with oak trim, all finished in natural colour, giving a very pleasing appearance to this rugged built seaworthy boat.

PLEASURE MODELS

These boats which have been so popular with the boating public in recent years, are built in eight models, as shown in the chart. The "Dart" as illustrated shows the construction of the various models. Built with 50" to 60" cedar decks, with oak trim. All in natural color, varnished. They present a smart appearance and make the ideal boat for the cottage.

THE "ISLANDER" In this boat we offer a pleasure model with a more economical layout. This boat is popular priced, easily within the means of all who enjoy the pleasure of owning a fine constructed craft.

THE "CONVERT" DECK The centre deck as illustrated, is 10" wide, of cedar and oak construction in natural colour. It can be easily installed in any of our pleasure models, thus providing a place to install steering and control equipment and at the same time improving the appearance of your boat.

The DART

(WITH SPECIAL CENTRE DECK)




FOR PLEASURE MODELS

Canadian

PLEASURE MODELS



The DART



The ISLANDER

RUNABOUT MODELS

NAME	Length Ft.	Beam In.	Depth In.	Transom Width In.	Length Bow Deck	Weight Lbs.	Motors	Speed
The Nymph	14	53	23	48	60	230	Up to 25 H.P.	Up to 40 M.P.H.
The Coquette	14	53	23	48	60	225	Up to 25 H.P.	Up to 40 M.P.H.

PLEASURE MODELS

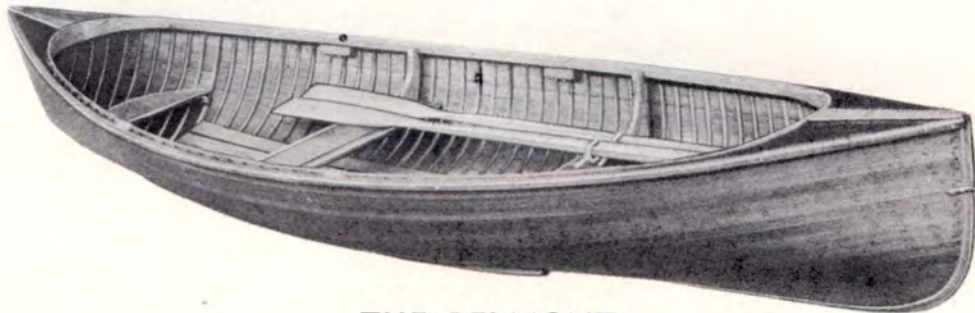
The Chief	18	62	25	50	60	335	9 to 50 H.P.	10 to 35 M.P.H.
Commodore	17	57	23	48	60	265	4 to 25 H.P.	Up to 30 M.P.H.
Sea Gull	16	55	24	47	60	230	Up to 16 H.P.	Up to 25 M.P.H.
Bigwin	16	53	24	46	60	220	4 to 22 H.P.	Up to 30 M.P.H.
Chum	15	60	24	51	60	250	9 to 50 H.P.	10 to 40 M.P.H.
Avalon	15	50	21	42	60	185	4 to 10 H.P.	Up to 20 M.P.H.
Dart	14	53	23	48	50	195	4 to 25 H.P.	Up to 40 M.P.H.
Rocket	13½	57	24	53	50	220	9 to 50 H.P.	10 to 45 M.P.H.
Islander	14	50	20	46	36	180	4 to 10 H.P.	Up to 20 M.P.H.

"Canadian" rowing skiffs are noted for their lightness, ease of handling and requisite strength. Of "cedarstrip" construction, they are sturdily built to withstand many years of hard usage. Natural finish varnished, they are a very attractive boat. Standard equipment includes full length keel, footrest, 1 pair oars and fittings.



THE TRENT

Length 16 ft. Beam 42 in. Depth 15 in. Net weight 130 lbs.



THE BELMONT

Length 14 ft. Beam 44 in. Depth 15 in. Net weight 110 lbs.


The "All Wood" canoes are the originals of Canada. We offer here, two models of the "cedarstrip" construction.



THE MANITOU

Length 16 ft. Beam 32 in. Depth 12 in. Net weight 80 lbs.

This is the highest calibre strip canoe that we build. The clear cedar planking is copper fastened to hardwood ribs spaced 2" centres. It is attractively trimmed and varnished natural colour inside and outside and is equipped with 2 cane seats and full length keel and 2 paddles.



THE NIPIGON

Length 16 ft. Beam 33 in. Depth 12 in. Net weight 70 lbs.

Similar in design to the "canvas covered" models, this "cedarstrip" canoe is safe, sturdy and serviceable. The planking is copper fastened to hardwood ribs spaced 3" centres. Equipment includes full length keel and 2 paddles.

"CANVAS COVERED" CANOES

The "canvas covered" canoes are noted for their lightness and differ from the "all wood" canoes in so much as they are covered with waterproof treated canvas. We offer here models for various uses.



THE HIAWATHA No. 44-A


Length 16 ft. Beam 34 in. Depth 12 in. Net weight 70 lbs.

An easy paddling canoe of exceptionally high grade appearance (grade A finish). It is sturdily built of selected materials and the wide flat bottom makes it steady and safe. Equipped with hardwood outwales, outside stems, $\frac{7}{8}$ " keel. Varnished natural finish inside, Red or Green finish outside. Equipped with 2 paddles.

THE HABITANT No. 44-B

Length 16 ft. Beam 34 in. Depth 12 in. Net weight 65 lbs.

Built from same model as above with same weight of canvas, but without outside stems or keel, and with spruce gunwales. Grade B. finish. Equipped with 2 paddles.



THE BREEZE

Length 14 ft.
Beam 32"
Depth 12"

THE CHINOOK

Length 16 ft.
Beam 34"
Depth 12"

THE BALMY

Length 15 ft.
Beam 34"
Depth 12"

This series is built to provide an inexpensive but still serviceable canoe. They are covered with a lighter weight canvas (No. 10). The ribs and planking are from sound material but not selected for matching colour.

Equipped with shoe-keel and 2 paddles, these models are popular with boat liveries and for ordinary pleasure use. Inside of canoe and trim is varnished in natural colour—outside painted Red or Green.



16-foot "Sponson" Canoe carrying five persons (800 lbs.). No overload.
Note the good freeboard.

when filled with water the Sponson canoe will support more persons than can regularly sit in it.

Length 16 ft. Beam 33 in. Overall width 40 in. Depth 12 in. Net weight 90 lbs.
Code—Airfloat Equipment includes 2 paddles.

THE SPONSON CANOE

FEATURING EXTRA BUOYANCY

Any canoe when properly handled is safe, but the additional carrying capacity of a "Sponson" canoe makes it ideal for family use or a real aid to beginners and inexperienced paddlers.

When the load is sufficient to bring the Sponsons down to the water they act as supports and provide that extra buoyancy. The Sponsons are air-chambers built along each side of the canoe just under the gunwales.

Considerable pressure is required to submerge these air-chambers and as a canoe cannot capsize without the gunwales going under only a deliberate attempt will turn the canoe over. Even


TRAPPER AND LIGHTWEIGHT CANOES

For those whose requirements call for something more adaptable to one man use we list the following models. Of "canvas covered" construction they are painted outside in the Grade B. finish and varnished natural inside.

Code	Length	Beam	Depth	Net weight	Carrying Capacity
No. 39 Pup	Length 12 ft.	Beam 30 in.	Depth 12 in.	Net weight 55 lbs.	Carrying Capacity 400 lbs.
No. 40 Cub	Length 13 ft.	Beam 30 in.	Depth 12 in.	Net weight 57 lbs.	Carrying Capacity 450 lbs.
No. 41 Rat	Length 14 ft.	Beam 32 in.	Depth 12 in.	Net weight 60 lbs.	Carrying Capacity 500 lbs.
No. 42 Mink	Length 15 ft.	Beam 34 in.	Depth 12 in.	Net weight 65 lbs.	Carrying Capacity 600 lbs.
No. 95 Carry	Length 15 ft.	Beam 33 in.	Depth 12 in.	Net weight 52 lbs.	Carrying Capacity 550 lbs.

The No. 95 is designed to meet the demand for a light canoe with a fair carrying capacity. The weight is reduced by using lighter ribs and canvas (No. 10) and it should therefore be given more careful handling. A keel is part of the standard equipment on this model only.

Standard equipment on all models includes 2 paddles.



CRUISING CANOES

These canoes are popular for canoe trips and are used by forest rangers. Of "canvas covered construction" with ribs $1\frac{1}{4}$ " apart they are a safe canoe built to withstand abuse. They are varnished natural inside and finished "Grade B." outside in Grey paint. Equipment includes 2 paddles.

Model	Code	Length	Beam	Depth	Net Weight	Carrying Capacity
No. 45	Patrol	16 ft.	34 in.	13 in.	70 lbs.	600 lbs.
No. 46	Tourist	17 ft.	35 in.	13 in.	75 lbs.	650 lbs.
No. 48	Forester	18 ft.	37 in.	13 in.	80 lbs.	700 lbs.

Extras—Shoe-keel $\frac{1}{2}$ " x $1\frac{1}{2}$ " or $\frac{7}{8}$ " keel
Close-ribbing $\frac{1}{2}$ " apart, instead of $1\frac{1}{4}$ "
Extra depth



PROSPECTOR CANOES

Pointed and Square-stern Models

This line of sturdy canoes have less carrying capacity than the "freight" canoes but more than the "cruising" models. They offer desirable combination of light weight with large carrying capacity.

They are built by the "canvas covered method" with ribs $1\frac{1}{4}$ " apart.

Natural finish inside, "Grade B." finish outside, colour Grey.

The "square-stern" models are equipped with keel, which is included in the price.

2 paddles are supplied with each canoe.

Length	Beam	Depth	Carrying Capacity lbs.	POINTED STERN		SQUARE STERN		Net wt. lbs.	
				Model	Code	Model	Code		
14 ft.	34 in.	13 in.	600	51-P	Leader	60	51-S	Scout	70
15 ft.	35 in.	13½ in.	650	52-P	Surveyor	70	52-S	Lookout	80
16 ft.	36 in.	14 in.	850	53-P	Camper	75	53-S	Tripper	85
17 ft.	37 in.	14½ in.	950	54-P	Geologist	85	54-S	Miner	95
18 ft.	38 in.	15 in.	1100	55-P	Hunter	90	55-S	Explorer	100

Extras—Shoe-keel, Extra depth, Close-ribbing.

FREIGHT CANOES


Pointed and Square Stern Models.

Superior strength and greater carrying capacity are the special features of these canoes. Of "canvas covered construction" in these models heavier canvas is used, the ribs also are heavier and closer together, making a very strong canoe. A heavy keel is regular equipment. Model No. 74 is equipped with three bilge-keels each side of keel as standard equipment.

Finish—Painted Grey inside and outside.

Bilge or side keel may be attached at extra cost.

Equipment—2 paddles



Length	Beam	Depth	Carrying Capacity lbs.	POINTED STERN		SQUARE STERN		Net wt. lbs.	
				Model	Code	Model	Code		
17 ft.	46 in.	18 in.	1500	60-P	Selkirk	120	60-S	Pioneer	125
18 ft.	46 in.	18 in.	1600	62-P	Fraser	130	62-S	Trader	135
18 ft.	50 in.	20 in.	1800	70-P	Albany	150	70-S	Factor	155
19 ft.	51 in.	21 in.	2000	71-P	Yukon	160	71-S	Supplier	165
20 ft.	54 in.	20 in.	2800	67-P	Klondike	190	67-S	Distributor	195
22 ft.	62 in.	24 in.	5000	74-P	York	300	74-S	Packet	300



THE VOYAGEUR

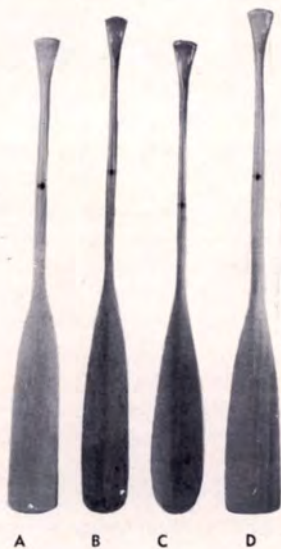
These special design "square end" canoes, are great favourites for long canoe trips, for hunting, fishing, prospecting, etc. Handle well with either paddles or motor.

Construction—Canvas Covered method, "close ribbed" with $\frac{7}{8}$ " keel full length.

Natural finish inside and varnished—outside painted green.

Length 16 ft.	Beam 37 in.	Depth 13½ in.	Net weight 95 lbs.	Carrying Capacity 900 lbs.
Length 18 ft.	Beam 39 in.	Depth 16 in.	Net weight 110 lbs.	Carrying Capacity 1150 lbs.

Standard equipment—2 paddles.




PADDLES—Single Blade

- #1740—Selected maple or spruce, Varnished
Lengths 4 ft. 6 in. to 6 ft. Shapes A B C
- #1799—Selected maple or spruce, Varnished
Lengths 4 ft. to 4 ft. 4 in. Shape B
- #191—No. 2 Grade, maple or spruce, Varnished
Lengths 4 ft. 6 in. to 6 ft. Shapes A B C
- #1741—Racing Model, Selected spruce, Varnished,
Shape D, light in weight, lengths 4 ft. 4 in. to 6 ft.

PADDLES—Double Blade—Spoon Shape

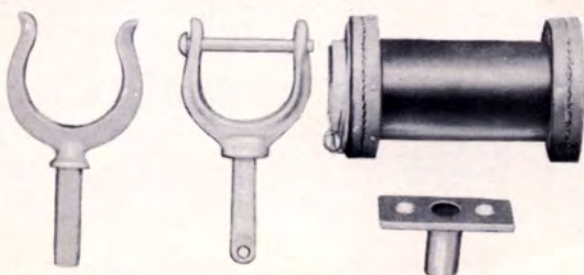
- Selected spruce, Varnished, Lengths 8 ft. 8½ ft. 9 ft.
- #1742-J Two piece with joining ferrule in centre.
- #1742-S With solid handle, racing type.

OARS



- Spoon-Blade design of Selected spruce or clear basswood, Varnished.
Lengths 7 ft. 7½ ft. 8 ft.
- #1743-A Oars only.
- #1743-B Oars complete with leathers, leather clamps, oarlocks.
- Flat-Blade design, spruce or basswood, Varnished, lengths 7 ft. 7½ ft. 8 ft.
- #1744-A Selected grade, oars only.
- #1744-B Selected grade, oars complete with oarlocks attached.
- #1744-C—No. 2 grade oars only.
- #1744-D No. 2 Grade oars complete with oarlocks attached.

OAR FITTINGS



- #1754-A Horns only, for use with leathers on spoon-blade oars.
- #1754-B Horns only, to rivet to oars, for use on flat-blade oars.
- #1754-C Oarleathers, double-rim with metal clamp for spoon-blade oars.
- #1754-C1 Oarleathers, double-rim without clamp.
- #1754-D Oarlock sockets, sleeve or flush type.
- #1754-E Oarlock sockets, butterfly or side mounting type.



1735



1734



1736



1749A



1749



1751



178



1724



1720



- #1734—Backrest for canoe, curved to fit back.
- #1735—Canoe seat with hinged back, attached.
- #1736—Rest-Eze folding backrest, can be rolled up and carried easily, for boat and many other uses. Weight only 2 lbs.
- #1749-A—Cushion, single size 16" x 16", filled with best quality kapoc and covered with leatherette.
- #1749-B—Cushion, hinged type, seat cushion 13" x 13" and back 13" x 20" filled with best quality kapoc and covered with leatherette.
- #1750—Cushion sets custom made to fit "CANADIAN" boats, each set filled with the best quality kapoc and covered with leatherette or durable canvas. Cushions are 2" thick and cover the full width of the seat. Be sure to specify the name of the boat for which cushions are required.
- #1748—Canvas mooring covers, custom made to fit "CANADIAN" boats. Equipped with snaps which clip over a wire running around the boat under gunwale. Set includes fittings for attaching.
- #1749—Aqua Skis—Skis are of cedar 6¾ ft. long x 7" wide. The harness consisting of two canvas shoes is designed for quick release in case of fall. Attractively finished and supplied with 50 ft. tow rope with handle and float.
- #178 —Aqua Board—Strongly constructed and designed with curve at front. Attractively finished and supplied with holding bar with adjustable ropes. 50 ft. tow rope can be supplied at extra charge.
- #1724—Carrying Yoke—For portaging canoes. Made of selected spruce and designed to fit the shoulders. Equipped with adjustable gunwale clamps for changing to various width of canoes.
- #1720—Boat Rollers—of selected hardwood, set consists of one roller and two end blocks with screws for attaching. Made in two sizes. #1720-A—30 inches long, #1720-B—24 inches long.
- #1751—Splash Rails—made of selected hardwood, these rails run full length of the boat and are designed to prevent water running up the side of round-bottom boats, giving added dryness to the boat when running.

SAILING EQUIPMENT FOR CANOES AND SKIFFS

Lateen type—sails are of bleached cotton with selected spruce spars. They are offered in four area sizes and two methods of raising. "To hook on mast" and "to hoist with halyards".

To hook on mast	Area	To hoist with halyards
#173-A	25 ft.	#173-B
#174-A	35 ft.	#174-B
#175-A	45 ft.	#175-B
#176-A	55 ft.	#176-B

Leeboards are made in two sizes.

#177-A for canoes up to 34" wide.

#177-B for canoes or skiffs up to 46" wide.

#1729—Mast-thwart and step for sailing.



1772



1738F



1715



1716A

#1738—Boat seat, full pivot, with cork lined metal seat and metal back. Folds down when not in use. Ideal for fishing or operating outboard motors.

#1772—Metal seat back, folding type, light in weight but strong, hooks on seat.

#1715—Fisherman's Anchor. Made of cast iron and painted. Conveniently shaped and is bound to prevent damage to boat.

#1715—Anchor only. #1715-R—Anchor with 20 ft. rope attached.

Navy Type Anchor—strong and serviceable and made with prongs for sure hold in any type bottom.

#1716-A—10 lbs. #1716-C—20 lbs.

#1716-B—15 lbs. #1716-D—25 lbs.

#1719-A—Anchor line leader. To fasten on bow of boat—for lowering and raising anchor.

#1782—Side type steerer. Strongly made of cast iron, japanned, with wooden handle grip.

#1747—Steering Wheel. For use on outboard motor boats. Shaft, drum and adjustable mounting bracket—attractive rim 15" diameter.

#1784-B—Deck cleat. Stream lined design, bronze, chrome finish, length 5".

#1784-C—Deck cleats conventional design, chrome plated, length 4".

#1784-E—Deck chocks. Chrome finished, length 4 1/2".

#1780—Paynter eye—cast brass, to fasten to stem of small boats.

#1779—Bow plate. Attractively designed of strong metal, chrome finished.

#1767—Boat hook. Point and hook of polished brass—shaft of 1 1/8" hardwood, varnished. Two sizes 6 ft. and 8 ft.

#1783-A—Windshield Vee type—for use on outboard motor boats. Set consists of three chromed brackets, set at 65° angle. Centre bracket 8" high with hole in top to accommodate spot-light—two pieces of glass cut to pattern and rubber packing for glass.

#1713-A—Spot-Light—chrome plated, with 6" lens. Can be mounted on centre bracket of windshield or equipped with bracket for attaching to deck of boat.

#1714-A—Navigation light—red and green lens. For use on outboard motor boats—complete with bulb—attractive design—chrome finish.

#1739—Rope fenders—made from soft cotton rope—securely interwoven and fitted with ring and tie rope.

#1781—Fender hooks—chrome plated—length 2".

#1721—Bilge Pump—all brass, double action pump—diameter of tube 1 1/4"—complete with rubber discharge hose.

#1756—Flag Pole—bow—stands erect and made of hardwood stained mahogany—shaped shank—with knob on top—height 20".

#171—Flag Pole—bow—made of hardwood—stained mahogany—stream line—tear drop design—height 16"—fits in deck socket or top of navigation light—pole equipped with stream line chrome ornament on top.

#1784-H—Deck socket—for bow flag pole—chrome finish.

#172—Flag pole—stern—streamline—tear drop design—made of hardwood—stained mahogany—equipped with white light, chromed light and deck fittings—and bayonet type contact.



1784B



1780



1779



1784C



1784E



1782



1747



1719A



1714A



1783A



1713A

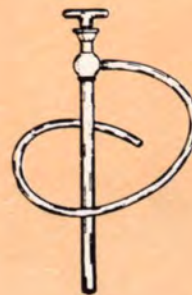


1767

FLAG POLES




1739



1721



No. 1756 No. 172 No. 171



Price List



EFFECTIVE DECEMBER 1st., 1951

Prices include 10% Federal Sales Tax and are F. O. B. Peterborough, Ontario. Packed for regular shipment and include standard equipment as listed in catalogue. Special crating and carload packing extra.

Prices subject to change without notice.



The Canadian Canoe Co., Ltd.

216 Rink St., Peterborough, Ontario

RUNABOUT MODELS

Model	Length	Beam	Depth	Transom	
CHALLENGER	15'	60"	27"	53"	\$ 550.00
METEOR	14'	58"	26"	53"	500.00
NYMPH	14'	53"	23"	50"	420.00
PLAYMATE	13'	50"	22"	46"	390.00
Extra - Deluxe Finish with Painted Bottom					50.00

PLEASURE MODELS

Model	Length	Beam	Depth	Transom	
CHIEF	18'	62"	25"	53"	550.00
COMMODORE	17'	57"	23"	48"	440.00
BIGWIN	16'	55"	24"	48"	380.00
CHUM	15'	60"	24"	53"	470.00
VAGABOND	15'	52"	22"	48"	340.00
AVALON	15'	50"	21"	42"	300.00
ROCKET	14'	57"	24"	53"	420.00
DART	14'	53"	23"	50"	330.00
ISLANDER	14'	50"	20"	46"	280.00

(Splash Rails and two backrests-Standard Equipment)

EXTRAS:

Centre Deck	70.00
Convert Deck, for later installation	22.00
Glove Compartment, for later installation	20.00

UTILITY MODELS

Model	Length	Beam	Depth	Transom	
SKIPPER	14'	50"	20"	46"	235.00
LAKEWIN	15'	46"	16"	38"	225.00
CLIPPER	15'	48"	18"	42"	235.00
ANGLER	15'	52"	20"	48"	270.00
GULL	14'	57"	21"	52"	340.00
LOON	16'	54"	22"	48"	300.00

(One pair oars and locks - Standard Equipment)

MISCELLANEOUS MODELS

Model	Length	Beam	Depth	Transom	
PAINTED DORY	14'	51"	19"	33"	\$ 155.00
VARNISHED DORY	14'	51"	19"	33"	195.00
ROAMER	16'	39"	15"	29"	300.00
12 ft. CAR TOP	12'	42"	15"	37 1/2"	180.00
13 ft. CAR TOP	13'	46 1/2"	17"	40"	230.00

(One pair oars and locks - Standard Equipment)

EXTRAS:

Splash Rails - Installed during production (per set)	15.00
Seat Backs - Rack Type - removable - (set of 2)	10.00
Seat Backs - Single Board - removable - (set of 2)	4.00
Rear side seats - Installed in place of rear cross seat (per boat)	10.00
Rear side seat - Extra (each)	8.00
Bilge Strips - When not Standard Equipment - Installed 3/4 length-(per strip)	6.00

SAILING DINGHY

(Cedar Strip Construction)

SINBAD	10 1/2' X 50" X 18"		
	50 ft. sail, Centreboard and Rudder with Tiller Handle		265.00

YACHT TENDERS

(Canvas Covered Construction)

	10 1/2' X 48" X 18"		270.00
	9 1/2' X 44" X 18"		255.00

ROWING SKIFFS

(Cedar Strip Construction)

TRENT	16'	42"	15"	220.00
BELMONT	14'	44"	15"	195.00

ALL WOOD CANOES

(Cedar Strip Construction)

MANITOU	16'	32"	12"	175.00
NIPIGON	16'	33"	12"	140.00

CANVAS COVERED CANOES

PLEASURE MODELS

BREEZE	\$112.00	HIAWATHA	\$ 155.00
BALMY	120.00	HABITANT	145.00
CHINOOK	130.00	AIRFLOAT	195.00

TRAPPER MODELS

PUP	115.00	RAT	140.00
CUB	120.00	MINK	145.00
CARRY	155.00		

CRUISING

PATROL	145.00	FORESTER	155.00
TOURIST	150.00		

PROSPECTOR(pointed stern)

LEADER	145.00	GEOLOGIST	175.00
SURVEYOR	155.00	HUNTER	185.00
CAMPER	165.00		

PROSPECTOR(square stern)

SCOUT	165.00	MINER	195.00
LOOKOUT	175.00	EXPLORER	205.00
TRIPPER	185.00		

FREIGHT MODELS

(square stern)

PIONEER	210.00	SUPPLIER	280.00
TRADER	230.00	DISTRIBUTOR	355.00
FACTOR	250.00	PACKET	510.00

VOYAGEUR MODELS

16 ft.	185.00
18 ft.	220.00

EXTRAS: When not included as Standard Equipment.

Close Ribbing-on Trapper-Cruiser & Prospector Models (per canoe)	12.00
Keels-Flat Shoe Type or tapered type, bilge-keel or rub strip, per keel attached	6.00
Extra Depth - - - - - per inch	8.00
Enamel Finish - converting flat-grey finish to smooth gloss finish on outside-per canoe	12.00
Sponsons - Air Chambers attached to each side of canoe - per foot on length of canoe	4.50

The CANADIAN CANOE COMPANY LIMITED



• A DIVISION OF CANADIAN WATERCRAFT LIMITED •

OUTBOARD MOTOR BOATS, CANOES,
SKIFFS, PADDLES, OARS,
SKIS, TOBOGGANS, SNOWSHOES, ETC.

216 RINK STREET
PETERBOROUGH
ONTARIO, CANADA

1952 Specifications of "CANADIAN" Watercraft

"CANADIAN" is proud to present for 1952 season, one of the most complete and up to date line of small watercraft ever offered the boating public. A perusal of the outline below will prove this.

In 1952 every "CANADIAN" boat will represent the experience gained in 60 years of continuous manufacture and development of small watercraft, the finest of suitable woods, properly seasoned, plus best quality fitting are combined in tested, experience proven designs, to give you years of satisfaction and service.

"RUNABOUT MODELS"

In 1952 we will offer four models with centre-decks. The layout will be as shown in the illustration of the "NYMPH" in catalogue no. 51. Cedar hull with trim of cedar and oak, will be standard but they will also be available in the Deluxe finish, of mahogany and mahogany stained trim, at extra cost.

"PLEASURE MODELS"

The layout of these models will be the same as the illustration of the "DART" in catalogue No. 51. Changes have been made in the measurements of the models with the exception of the "AVALON" and "ISLANDER". A comparison of the new list with those shown in the catalogue will illustrate these changes. A new model the "VAGABOND" has been added to the line. The "SEA GULL" will not be listed but will be built to order, as will also the "AVALON", when the present stock is deleted.

"UTILITY MODELS"

Two new models are offered for 1952, one the "GULL" - is a 14 ft. boat capable of carrying the highest powered motors and is braced accordingly. The "LOON" - is a 16 ft. model, replacing the "ALGOMA". It is a much larger boat and should prove popular on the larger bodies of water and where more space is desired.

"MISCELLANEOUS GROUP"

The 12ft. "CAR TOP" boat has been redesigned, making it a much better boat for use with outboard motors. The other models are much the same as last season.

"ROWING SKIFFS - YACHT TENDERS, and CANOES"

Two "YACHT TENDERS" in Canvas Covered construction will be listed this year. Other models will be similar to those offered last season.

"PRICES"

With increased costs of materials and labor, it has again become necessary to advance our prices for 1952. Again we assure you we have tried to keep these prices down to minimum and hope that they will meet with your approval.