

Chestnut

CANOE COMPANY LIMITED, FREDERICTON, NEW BRUNSWICK, CANADA



world

famous

craft

for *fun* in

1960



CONEY

WAYFARER



BEAUTIFULLY *new* . . . and re-arranged,
14 new runabouts for 1960 are offered in four famous Chestnut
constructions.

SKIER



Glorious **PERFORMANCE...** Glamorous **TOO!**

All-New *Chestnut* RUNABOUTS FOR 1960



CHALET



REGAL



PATHFINDER

FOR *fun* **AFLOAT**

on Canada's waterways, see the many outstanding and exclusive Chestnut features.

CONEY-FUNDY Eye catching Cedar Strip models with extra width and depth to provide stability in rough waters. Attractively finished with mahogany for added appeal, long bow deck, step-through bow seat back with seats and backs in two-tone upholstery and flat floor for passenger convenience.

Standard equipment on "Coney" and "Fundy" models includes gas tank tray, self-draining motor well, wrap-around windshield, steering assembly, navigation lights and deck hardware. The "Fundy" has a narrow stern deck and can be supplied with convertible top, side curtains and cockpit cover at extra cost.

WAYFARER-MONTEREY The popular, super-deluxe, moulded mahogany plywood models are redesigned and modernized for 1960. Features mahogany plywood bow deck — thick rolled mahogany covering boards — partial centre deck — built-in motor well and gas tank tray — glove compartment in bow dash. Solid seat back at stern and offset walk-through bow seat, partial floor and foot rest in bow, magazine rack, extended planing surface, and bow handle.

PATHFINDER-LAURENTIAN-COMMANDER Another of Chestnut's famous moulded plywood models with a flared clipper bow, mahogany bow and stern decks, rolled mahogany covering boards and built-in moulded mahogany motor well. Features extended planing surface, partial centre deck, gas tank tray, glove compartment in bow dash, bow handle, offset step-through in bow seat back, magazine rack, flat floor in bow and stern cockpits with foot rest at bow only.

Commander and Laurentian models have a hatch on stern deck. Laurentian model is of 7 ply mahogany construction.

SKIER Specially designed and constructed of a moulded mahogany plywood hull, it is built to withstand the strain of pulling one or more water skiers. Extra depth at stern, specially built transom, special rear facing seats with walk-through and storage compartments, glove compartment in bow dash, flat floor in bow and stern cockpits with foot rest in bow only, gas tank tray, extended planing surface at stern for fast motor lift, boarding ladder, and self-draining motor well.

HOLIDAY You'll be proud of your new Chestnut Holiday — a combination run-about and sleeping model. It is completely equipped with convertible top, side curtains and cockpit cover, bow seats fold down to provide sleeping accommodation, wrap-around windshield, steering assembly, flat floor in bow and stern cockpits with foot rest in bow, navigation lights, extended planing surface, built for long shafted motors. Hull of 7 ply construction, glove compartment in bow dash.

MAYFAIR This smooth, pleasing fibreglass boat is the ultimate in streamline design with open cockpit, built to accommodate one or two motors up to 80 hp. Equipped with a long bow deck, side decks, self-draining motor well, deck hardware, running lights, windshield, steering wheel, two-tone upholstery, folding convertible top with side curtains and cockpit cover. Mayfair is illustrated on page 11.

BLUEJAY This luxurious moulded boat is equipped with upholstery which blends in with its long bow deck. It is supplied with a steering wheel, windshield and is available in standard colours of red and blue. It will accommodate motors up to and including 40 hp with speeds of 34 mph.

CHALET The Super Deluxe of the Fibreglass Line. This model is equipped with long bow deck, centre deck, stern deck — with upholstered seats and self-draining motor well. The Chalet will accommodate motors up to and including 75 hp but will perform excellently with motors of 40 hp. Other standard equipment includes steering wheel, windshield, running lights and deck hardware.

REGAL-SUBURBAN The new Regal and Suburban are built of solid, rich mahogany on a sawn frame construction with the famous VEE bottom, and are designed to handle motors up to 75 hp. Equipment includes wrap-around windshield, steering assembly, two-tone leather upholstered bow and stern seats with walk-through in bow seat, flat floor in bow and stern cockpits, hatch in stern deck of the Regal model, navigation lights and all deck hardware.

SPECIFICATION CHART

NAME	LENGTH BEAM DEPTH	TRANSOM WIDTH AND HEIGHT	WEIGHT NET SHIP.	CARRYING CAPACITY	MOTOR AND SPEED	STANDARD EQUIPMENT	FINISH
CEDAR STRIP MODELS							
Coney	14' x 62" x 28"	60" x 15½"	300-375	5-6 persons	up to 40 hp 30 mph	See Description	Clear varnish inside and outside on deck and above splash rails. Painted red below splash rails.
Fundy	16' x 73" x 32"	66" x 20½"	500-575	6 persons	up to 80 hp 45 mph long shaft single or dual	See Description	
MOULDED PLYWOOD MODELS							
Monterey	14½' x 61" x 26"	55" x 15¾"	320-365	4-5 persons	up to 40 hp 32 mph	See Description	Varnished inside and outside. Painted white below splash rails. Outside above rails even toned rich mahogany finish.
Wayfarer	16' x 65" x 31"	59" x 15¾"	340-400	5-6 persons	up to 50 hp 30 mph	See Description	
Skier	14½' x 65" x 31"	60" x 15¾"	320-380	5-6 persons	up to 60 hp 38 mph	See Description	
Pathfinder	14½' x 61" x 26"	55" x 15¾"	330-375	5 persons	up to 40 hp 32 mph	See Description	Varnished inside and outside. Painted white below splash rails.
Commander	16' x 65" x 31"	59" x 15¾"	350-395	5-6 persons	up to 50 hp 30 mph	See Description	
Laurentian	16' x 70" x 33"	66" x 20½"	450-525	6-7 persons	up to 75 hp 45 mph	See Description	
Holiday	16' x 70" x 34"	66" x 20"	460-535	5-6 persons	up to 80 hp 45 mph	See Description	
FIBREGLASS MODELS							
Bluejay	14' x 62" x 24"	50" x 15½"	330-430	4-5 persons	up to 40 hp 34 mph	Wide side decks self-draining motor well.	Impregnated red and blue colour.
Chalet	16' x 70" x 30"	59" x 20"	575-675	5-6 persons	up to 75 hp 42 mph	Wide side decks self-draining motor well.	
Mayfair	17' x 77" x 35"	68½" x 20"	550-650	5-6 persons	up to 80 hp single or dual	Wide side decks self-draining motor well.	
MAHOGANY PLANKED							
Regal	16' x 76" x 31"	63" x 21"	795-895	6 persons	up to 75 hp	Planked deck, chrome cut water, bucket bow seat, foot rest.	Varnished inside and out. Painted below chines.
Suburban	15' x 70" x 28"	63" x 15½"	650-750	6 persons	up to 50 hp	Plywood deck.	

Chestnut's FAMILY PLEASURE BOATS

... FOR A *world of fun*

Nowhere will you find a line of boats with more "built-in features" . . . more "built-in fun" for the whole family. Chestnut is proud to present 8 new models in three popular constructions . . . all designed and proven by Chestnut's famous marine architects. Make your choice . . . there's a boat to suit every purpose . . . every pocketbook.



DRAKE-EIDER These newly designed Cedar Strip boats couple speed with safety and handle motors up to 40 hp. Equipped with long cedar strip bow deck for forward steering, split walk-through back on bow seat and full width cross seat at stern with removable rack-type back, tool and accessory compartment under stern side seat. Also equipped with gas tank tray, bow handle, full length splash rails and power bar at transom for larger motors.



COASTER



VANGUARD



BLUEBILL

BLUEBILL The Bluebill is an eye-catching, low-priced Cedar Strip family boat designed to handle up to 12 hp motors. It is a 14 foot model with two full cross seats with removable backs, one stern side seat, gas tank tray, splash rails and rub strips and bow handle.

PACESETTER-SPRINTER The outstanding design of the moulded mahogany plywood Pacesetter and Sprinter incorporates Chestnut's famous "clipper-bow" hull beautifully varnished inside and outside above splash rails to enhance the natural beauty of the fine ribbon grain Mahogany. The boat is reinforced for extra power and strength by a transom to keelson brace. Equipped with bow handle, splash rails, extended planing surface, two full cross seats with split offset walk-through back on bow seat, one stern side seat, gas tank tray, and two outside rub strips. Stern back rest reversible for fishing convenience.

CRUSADER-COASTER These models have 3 transom to keelson braces, 2 bilge strips inside and out plus an extended planing surface for faster motor lift and greater speeds. Standard equipment includes bow handle, splash rails, 2 cross seats with split offset walk-through back on bow seat. One stern side seat, and gas tank tray, and reversible stern back rests for fishing and water skiing convenience.

VANGUARD For maintenance-free boating, the Vanguard is the choice of many families and resort owners. It is designed with a long bow deck and 2 full cross seats with removable backs plus 2 stern side seats. Equipped with bow handle, splash rails and rub strips of extruded aluminum and reinforced to handle up to 20 hp motors, the Vanguard is light in weight and ideal for trailering.



PACESETTER



CRUSADER

SPECIFICATION CHART

NAME	LENGTH BEAM DEPTH	TRANSOM WIDTH AND HEIGHT	WEIGHT NET SHIP.	CARRYING CAPACITY	MOTOR AND SPEED	STANDARD EQUIPMENT	FINISH
CEDAR STRIP MODELS							
Bluebill	14' x 50" x 20"	46" x 15½"	190-260	5 persons	up to 12 hp 18 mph	See Description	Varnished inside and outside above splash rails, below splash rails painted white.
Drake	15' x 60" x 24"	53" x 15½"	295-360	6 persons	up to 40 hp 30 mph	See Description	
Eider	16' x 58" x 24"	48" x 15½"	275-335	6 persons	up to 40 hp 32 mph	See Description	
MOULDED PLYWOOD MODELS							
Pacesetter	14' x 55" x 24"	50" x 15¾"	190-240	5-6 persons	up to 22 hp 22 mph	See Description	Varnished inside and outside. Hull painted white below splash rails on outside.
Sprinter	14½' x 61" x 26"	55" x 15¾"	220-300	5-6 persons	up to 22 hp 20 mph	See Description	
Crusader	14½' x 61" x 26"	55" x 15¾"	255-300	5-6 persons	up to 40 hp 32 mph	See Description	
Coaster	16' x 64" x 30"	60" x 15¾"	300-350	6-7 persons	up to 45 hp 32 mph	See Description	Varnished inside. Hull painted white below splash rails on outside. Even toned rich mahogany outside above rails.
ALUMINUM MODEL							
Vanguard	14'3" x 56" x 22"	48" x 15½"	160-200	5 persons	up to 20 hp 25 mph	See Description	Natural bright aluminum non-skid paint on inside bottom.

DORY



...perfect

**FOR THE COTTAGER,
RESORT OR BOAT LIVERY**

Chestnut offers four outstanding models in four famous constructions — with plenty of thrills for the whole family.

DORY Constructed of mahogany plywood planks in the lapstrake design, Chestnut's Dory is a seaworthy, rugged boat of high value, low cost. Built with a one piece floor for easy maintenance and completely varnished inside and out, the Dory will handle beautifully with motors up to 8 hp carrying 4 passengers.

TRAIL Maintenance free, lightweight aluminum makes the Trail an excellent fishing boat or all purpose craft around the cottage. Built with short bow deck, single bow seat and three full cross seats with flotation chambers of styrofoam to ensure safety. Equipped with full keel, splash rails and rub strips of extruded aluminum, the Trail will comfortably carry 5 passengers and handle motors up to 18 hp.

SKIPPER The Skipper is newly designed and constructed of moulded mahogany plywood. It provides safety around the camp, cottage or resort. Ideal for motors up to 15 hp and finished in natural ribbon grained mahogany. The Skipper has a 30" bow deck of mahogany plywood and is equipped with bow handle, splash rails, $\frac{3}{4}$ length rub strips, and three full cross seats.

KENT A handsome cedar strip model that is ideal for fishing and use as a general purpose boat, the Kent is constructed of $\frac{5}{16}$ " planking with a short bow deck. Three full cross seats will carry 5 to 6 passengers with comfort. Standard equipment includes bow handle, 1 knee, 2 outer rub strips and splash rails.

Chestnut

UTILITY AND FISHING BOATS



TRAIL



KENT



SKIPPER

SPECIFICATION CHART

NAME	LENGTH BEAM DEPTH	TRANSOM WIDTH AND HEIGHT	WEIGHT NET SHIP.	CARRYING CAPACITY	MOTOR AND SPEED	STANDARD EQUIPMENT	FINISH
Dory Mahogany	14' x 51" x 19"	33" x 15 $\frac{1}{4}$ "	140-200	3-4 persons	up to 8 hp 10 mph	3 full cross seats and one short bow seat. Oar-lock sockets.	Clear varnish inside and outside.
Trail Aluminum	14'3" x 56" x 20"	48" x 15"	130-170	4-5 persons	up to 18 hp 22 mph	3 full cross seats and one short bow seat. Stern lifting handles.	Natural bright aluminum.
Skipper Moulded Plywood	14' x 54" x 23"	50" x 15 $\frac{1}{4}$ "	200-245	4-5 persons	up to 15 hp 20 mph	3 full cross seats.	Varnished inside and out. Painted white below splash rails. Even-toned rich mahogany above rails.
Kent Cedar Strip	14 $\frac{1}{2}$ ' x 52" x 22"	48" x 15 $\frac{1}{2}$ "	190-240	5-6 persons	up to 15 hp 20 mph	1 short bow seat — 2 full cross seats.	Clear varnish.

READY FOR

fun

WHEREVER YOU ARE . . .
WHEREVER YOU GO!



HIKER



SAILFISH

1960 *Chestnut* CARTOP MODELS

Light in weight and ready to go at a moment's notice. Chestnut offers two new cartop models in two constructions and the famous Chestnut pleasure dinghy.



CARTOP

HIKER A popular 12' aluminum boat incorporates the latest flotation materials for safety. The light weight (110 lb. net) and ease of maintenance make the Hiker an ideal travelling companion. Carries 3 persons with motors up to 10 hp, the Hiker has 1 short bow seat, 2 full cross seats and splash rails and rub strips of extruded aluminum. Equipment also includes oarlock sockets and bow handle.

CARTOP A completely redesigned canvas-covered model, the "Cartop" is light in weight (95 lb.) yet durable in construction and perfect for hunters, fishermen, and prospectors. It performs beautifully with motors up to 10 hp and is easy to handle in unknown waters. Equipped with 1 tie ring at bow, 2 tie rings at stern, oarlock sockets, splash rails.

SAILFISH Built of cedar strip, the Sailfish is 10' 6" long with a 50" beam and depth of 18". It will carry 3 passengers to many hours of relaxation on Canada's many waterways. Standard equipment includes rudder and tiller, centreboard, 50 sq. ft. cotton drill sail, mast and spars. The sailfish can be used with small outboard motors.

SPECIFICATION CHART

NAME	LENGTH BEAM DEPTH	TRANSOM WIDTH AND HEIGHT	WEIGHT NET SHIP.	CARRYING CAPACITY	MOTOR AND SPEED	STANDARD EQUIPMENT	FINISH
Hiker Aluminum	12' x 52" x 18"	46" x 15½"	110-140	3 persons	up to 10 hp 15 mph	See Description	Natural bright aluminum.
Cartop Canvas	12' x 51" x 18"	46" x 15"	95-110	3 persons	up to 10 hp 15 mph	See Description	No. 10 canvas inside decks and gunwales varnished. Enamelled green outside.
Sailfish	10'6" x 50" x 18"	Standard	160-200	3 persons	up to 7 hp 10 mph	Rudder, tiller centreboard 50 sq. ft. of drill sail	Varnished inside and out.

Chestnut

PLEASURE CANOES — *the choice of Canadians since 1897.*



INDIAN MAIDEN A decorated deluxe pleasure canoe designed in the Indian tradition with the white man's improvements. The gracefully curved ends with 3-tone colour design give the Indian Maiden a superlative mark of distinction.



ALUMINUM CANOE
PORTABLE, BEAVER, CUB, WOLF, FOX —
Through popular demand Chestnut has extended its line of aluminum canoes to include 5 models. These canoes are made of welded aluminum seams and have the outstanding "Chestnut" Canoe knowledge incorporated in their designs. "Chestnut" is pleased to offer canoes in aluminum construction in pointed, vee and flat wide stern design.

A world famous Chestnut canoe will provide many hours of pleasure on every lake, bay, river or inlet you visit. They are widely used for fishing, camping, and pleasure trips.

The "Bob Special" and "Featherweight" canoes are the lightest of their size and perfect for car top use or where portaging is necessary.

Materials in all Chestnut canoes are carefully hand picked for quality, strength, and lightness to ensure not only the finest performance, but the finest line of canoes your money can buy.

CANOES SPECIALLY DESIGNED FOR MEN OF THE NORTH

COMMERCIAL • FREIGHTER •



DADDY This is a 22 foot example of a Chestnut freight canoe constructed of tough, durable canvas, 3" ribs x 1/2" thick, spaced 1 1/4" apart. The Daddy will carry up to 5000 lbs. and provide the utmost in stability and stamina.

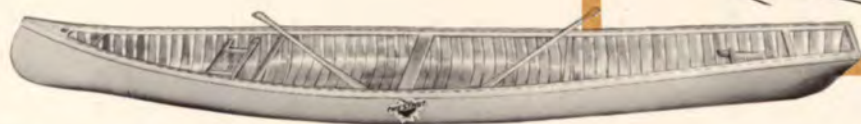
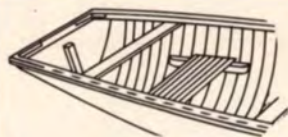
Even in our modern era, canoes are still used extensively by the lumber, paper, mining, and development companies for transportation of supplies and personnel.

Chestnut canoes provide the combination of strength and lightness to withstand the requirements of rugged use.

Chestnut canoes have helped pioneer Canada's Northlands by playing a major role in development for over 60 years.

The tough, durable canvas covered construction along with practical designs have given Chestnut commercial canoes the utmost in stability, stamina, and satisfaction under the most rugged conditions. Proof of this is the complete acceptance they enjoy by the men of the north.

Chestnut commercial canoes are available with pointed, vee, or flat wide sterns — be sure to specify the type required.



SALMO The Salmo, a 26 foot Ogilvy Special canoe, provides a good example of this famous group of fishing canoes and a VEE stern. Constructed of select quality materials and designed for maximum strength for use on fast running rivers with shoals and other obstacles.

KRUGER Chestnut Cruiser canoes combine speed, lightness, and strength. This example is the 16 foot Kruger which weighs 70 lbs. It will carry 600 lbs. on swift and dangerous waters.





BOB SPECIAL This is a 15 foot canoe weighing only 55 lbs. The wide beam and flat bottom provide increased carrying capacity and seaworthiness.



THE PAL An economy pleasure model of 16 feet and weighing only 70 lbs. Ideal for summer resorts and camps where a serviceable canoe is required to couple safety and durability.

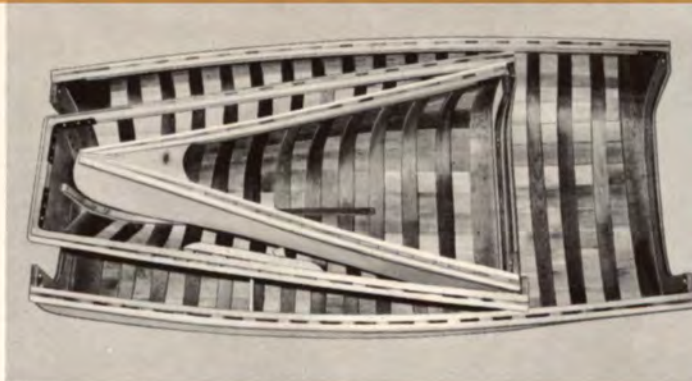
PROSPECTOR • GUIDES • TRAPPERS

SECTIONAL CANOE NESTED

The Chestnut Sectional canoe is a 16 foot model manufactured in 3 sections which nest inside each other for ease of travelling.

It is extremely easy to take apart and assemble, when in operation it is as strong and rigid as any standard canoe of similar size and construction.

Chestnut also makes a wide range of custom built canoes for varied uses.



FORT The Fort is a 16 foot Prospector Canoe, ideal for the sportsman and the transportation of supplies by mining and development companies.

MODEL NAME	LENGTH BEAM DEPTH	STERN DESIGN AND CARRYING CAPACITY	NET WEIGHT LBS.	WEIGHT OF CANVAS AND STANDARD EQUIPMENT	RIB SIZE AND SPACING	FINISH
------------	-------------------	------------------------------------	-----------------	---	----------------------	--------

FREIGHT CANOES

For many years Chestnut's famous freighters have played a valuable part in Canada's north. They provide the utmost in stability, stamina and satisfaction. Be sure to specify type of stern — Vee or Flat Wide.

Hudson	17' x 45" x 17"	Vee or Flat Wide 1600	125	No. 6 canvas. Stern seat and 4 thwarts, mast thwart and step for sailing, keel, 2 select paddles	3/4" thick x 2 3/4" wide spaced 1 3/4" apart	Deck and gunwales varnished. Enamelled grey inside and out
Bay	18' x 46" x 18"	Vee or Flat Wide 1800	135	No. 6 canvas. Stern seat, 5 thwarts, mast thwart and step for sailing, keel, 2 select paddles	3/4" thick x 2 3/4" wide spaced 1 3/4" apart	
Company	19' x 51" x 19"	Vee or Flat Wide 2000	165	No. 6 canvas. Stern seat, 5 thwarts, mast thwart and step for sailing, keel, 2 select paddles	1/2" thick x 3" wide spaced 1 3/4" apart	
Traffic	20' x 52" x 20"	Vee or Flat Wide 3000	195	No. 4 canvas. Stern seat, 5 thwarts, mast thwart and step for sailing, keel, 2 select paddles	1/2" thick x 3" wide spaced 1 3/4" apart	
Daddy	22' x 62" x 24"	Vee or Flat Wide 5000	310	No. 4 canvas. Stern seat, 5 heavy thwarts, mast thwart and step for sailing, keel, 6 bilge strips, 2 select paddles	1/2" thick x 3" wide spaced 1 3/4" apart	

N.B. Chestnut also makes a wide range of custom built canoes for varied uses.

PROSPECTOR CANOES

The Chestnut Prospector Canoes are ideal for today's sportsman for use in hunting and fishing. They combine strength, lightness in weight and outstanding carrying capacity. Are still used in development work by mining and pulpwood workers on Canada's last frontier.

Fire	14' x 34" x 13"	Pointed 600	60	No. 8 Canvas. Bow and stern slat seats, centre thwart, 2 select paddles	3/4" thick x 2 3/4" wide spaced 2" apart	Inside decks and gunwales varnished. Enamelled grey outside
Elk	14' x 34" x 13"	Vee 600	70	No. 8 canvas. Bow and stern slat seats, 3 thwarts and 2 select paddles, tapered keel.	3/4" thick x 2 3/4" wide spaced 2" apart	
Ranger	15' x 35" x 13 1/2"	Pointed 650	70	No. 8 canvas. Bow and stern slat seats, centre thwart, 2 select paddles	3/4" thick x 2 3/4" wide spaced 2" apart	
Bear	15' x 35" x 13 1/2"	Vee 650	80	No. 8 canvas. Bow and stern slat seats, 3 thwarts, 2 select paddles, tapered keel	3/4" thick x 2 3/4" wide spaced 2" apart	
Fort	16' x 36" x 14"	Pointed 850	75	No. 8 Canvas. Bow and stern slat seats, 2 thwarts, 2 select paddles.	3/4" thick x 2 3/4" wide spaced 2" apart	
Fawn	16' x 36" x 14"	Vee 850	85	No. 8 Canvas. Bow and stern slat seats, 3 thwarts, 2 select paddles tapered keel.	3/4" thick x 2 3/4" wide spaced 2" apart	
Garry	17' x 37" x 14 1/2"	Pointed 950	85	No. 8 Canvas. Bow and stern slat seats, 3 thwarts, 2 select paddles	3/4" thick x 2 3/4" wide spaced 2" apart	
Marsh	17' x 37" x 14 1/4"	Vee 950	95	No. 8 Canvas. Bow and stern slat seats, 4 thwarts, 2 select paddles, tapered keel.	3/4" thick x 2 3/4" wide spaced 2" apart	
Voyageur	18' x 38" x 15"	Pointed 1100	90	No. 8 Canvas. Bow and stern slat seats, 3 thwarts, 2 select paddles.	3/4" thick x 2 3/4" wide spaced 2" apart	
Birch	18' x 38" x 15"	Vee 1100	100	No. 8 Canvas. Bow and stern seats, 4 thwarts, 2 select paddles, tapered keel.	3/4" thick x 2 3/4" wide spaced 2" apart	

ALL-PURPOSE CANOES

Chestnut craftsmen designed and built these models to serve under many diverse conditions. The flat, square stern accommodates heavier loads and small motors.

Northman	16' x 39" x 13"	Flat Wide 900	95	No. 8 Canvas. 2 thwarts, bow, stern, solid seats, tapered keel, 2 select paddles.	5/16" x 2"	Green enamel outside. Varnished inside.
Northland	18' x 41" x 16"	Flat Wide 1200	110	No. 8 Canvas. 2 thwarts, bow, stern, solid seats, tapered keel, 2 select paddles.	2" apart	
Sectional	16' x 36" x 14"	Vee 850	115	No. 8 Canvas. 2 thwarts, bow and stern slat seats, rubber gasket for seal at bulk heads, 2 select paddles.	3/4" x 2 3/4" spaced 2" apart	Inside decks and gunwales varnished. Enamelled grey outside

MODEL NAME	LENGTH BEAM DEPTH	STERN DESIGN AND CARRYING CAPACITY	NET WEIGHT LBS.	WEIGHT OF CANVAS AND STANDARD EQUIPMENT	RIB SIZE AND SPACING	FINISH
------------	-------------------	------------------------------------	-----------------	---	----------------------	--------

OGILVY CANOES

This specialized group of canoes have very flat bottoms and are constructed to withstand a great deal of abuse — are almost impossible to capsize. They are high riding, alert to the paddle stroke and can be propelled with little effort all day. Ideal for salmon fishing or on fast running rivers with shoals and other obstacles.

Henry	16' x 36" x 13"	Pointed 850	80	No. 6 Canvas. Bow and stern caned seats, 2 thwarts, 2 select paddles.	3/4" thick x 3" wide spaced 1/2" apart	Inside decks and gunwales varnished. Enamelled green or grey outside.
Parr	16' x 36" x 13"	Vee 850	85	No. 6 Canvas. Bow and stern caned seats, 3 thwarts, keel, 2 select paddles.	3/4" thick x 3" wide spaced 1/2" apart	
Dave	18' x 36" x 13"	Pointed 1000	85	No. 6 Canvas. Bow and stern caned seats, 4 thwarts, 2 select paddles.	3/4" thick x 3" wide spaced 1/2" apart	
Grilse	18' x 36" x 13"	Vee 1000	90	No. 6 Canvas. Bow and stern caned seats, 5 thwarts, keel, 2 select paddles.	3/4" thick x 3" wide spaced 1/2" apart	
Jock	20' x 37" x 13"	Pointed 1300	105	No. 6 Canvas. Bow and stern caned seats, 4 thwarts, 2 select paddles.	3/4" thick x 3" wide spaced 1/2" apart	
Pool	20' x 37" x 13"	Vee 1300	110	No. 6 Canvas. Bow and stern caned seats, 5 thwarts, keel, 2 select paddles.	3/4" thick x 3" wide spaced 1/2" apart	
Alex	22' x 39" x 14"	Pointed 1500	130	No. 6 Canvas. Bow and stern caned seats, 4 thwarts, 2 select paddles.	3/4" thick x 3" wide spaced 1/2" apart	
Trout	22' x 39" x 14"	Vee 1500	135	No. 6 Canvas. Bow and stern caned seats, 5 thwarts, keel, 2 select paddles, floor boards, outside stems.	3/4" thick x 3" wide spaced 1/2" apart	
Joe	24' x 40" x 14"	Pointed 1800	150	No. 6 Canvas. Bow and stern caned seats, 5 thwarts, keelson and keel, 2 select paddles, floor boards, outside stems.	3/4" thick x 3" wide spaced 1/2" apart	
Salar	24' x 40" x 14"	Vee 1800	155	No. 6 Canvas. Bow and stern caned seats, 6 thwarts, keel, keelson and 2 select paddles. Floor boards, outside stems.	3/4" thick x 3" wide spaced 1/2" apart	
Chief	26' x 40" x 14"	Pointed 2000	160	No. 6 Canvas. Bow and stern caned seats, 5 thwarts, keel, keelson and 2 select paddles. Floor boards outside stems.	3/4" thick x 3" wide spaced 1/2" apart	
Salmo	26' x 40" x 14"	Vee 2000	165	No. 6 Canvas. Bow and stern caned seats, 6 thwarts, keel, keelson and 2 select paddles. Floor boards, outside stems.	3/4" thick x 3" wide spaced 1/2" apart	

CRUISER CANOES

The experienced canoeist specifies Chestnut Cruisers and guide specials for their speed, lightness and strength. They are often used in canoe races and on swift and dangerous waters.

Kruger	16' x 34" x 12"	Pointed 600	70	No. 8 Canvas. Bow and stern caned seats, 2 thwarts, 2 select paddles.	3/4" thick x 2 1/2" wide spaced 2" apart	Inside decks and gunwales varnished. Enamelled grey outside.
Cronje	17' x 35" x 12"	Pointed 650	75	No. 8 Canvas. Bow and stern caned seats, 3 thwarts, 2 select paddles.	3/4" thick x 2 3/4" wide spaced 2" apart	
Leader	18' x 37" x 12"	Pointed 700	80	No. 8 Canvas. Bow and stern caned seats, 3 thwarts, 2 select paddles.	3/4" thick x 2 3/4" wide spaced 2" apart	
Boone	16' x 34" x 12"	Pointed 600	75	GUIDES SPECIAL CANOES — No. 8 Canvas. Bow and stern caned seats, 2 thwarts, 2 select paddles.	3/4" thick x 2 3/4" wide spaced 1/2" apart	
Crocket	17' x 35" x 12"	Pointed 650	80	No. 8 Canvas. Bow and stern caned seats, 3 thwarts, 2 select paddles.	3/4" thick x 2 3/4" wide spaced 1/2" apart	
Moses	18' x 37" x 12"	Pointed 700	90	No. 8 Canvas. Bow and stern caned seats, 3 thwarts, 2 select paddles.	3/4" thick x 2 3/4" wide spaced 1/2" apart	

LIGHTWEIGHT COMMERCIAL CANOES

These popular models are ideal for trapping, hunting and fishing by commercial users.

Bantam	15' x 37" x 12"	Pointed 700	55	No. 10 Canvas. Bow and stern caned seats, centre thwart, tapered keel, 2 select paddles.	3/4" thick x 2 3/4" wide spaced 1 1/2" apart	Inside decks and gunwales varnished. Enamelled grey outside.
Forest	12' x 32" x 12"	Pointed 400	50	No. 8 Canvas. Bow and stern slat seat, centre thwart, 2 select paddles.	3/4" thick x 2 3/4" wide spaced 2" apart	

MODEL NAME	LENGTH BEAM DEPTH	STERN DESIGN AND CARRYING CAPACITY	NET WEIGHT LBS.	WEIGHT OF CANVAS AND STANDARD EQUIPMENT	RIB SIZE AND SPACING	FINISH
------------	-------------------	------------------------------------	-----------------	---	----------------------	--------

LIGHTWEIGHT PLEASURE CANOES

The wide beam and flat bottom of Chestnut's pleasure canoes make them extremely seaworthy. Their lightness makes them ideal for portaging. Materials are hand picked for quality, strength and lightness.

Feather-weight	11' x 34" x 12"	Pointed 350	35	No. 10 Canvas. Bow and centre thwart, stern caned seat, 2 select paddles, flat shoe keel.	3/4" thick x 2 3/4" wide spaced 1 1/2" apart	Inside decks and gunwales varnished. Enamelled a high gloss red and green outside.
Bob Special	15' x 37" x 12"	Pointed 700	55	No. 10 Canvas. Bow and stern caned seats, centre thwart, 2 select paddles, and tapered keel.	3/4" thick x 2 3/4" wide spaced 1 1/2" apart	

PLEASURE CANOES — DELUXE MODELS

The ultimate in appearance and quality — constructed of the finest materials, Chestnut Deluxe Pleasure Canoes are ideal for the cottager, camper or sportsman.

Little	14' x 32" x 12"	Pointed 500	60	No. 8 Canvas. Bow and stern caned seats, centre thwart, 2 select paddles, tapered keel.	3/4" thick x 2 3/4" wide spaced 2" apart	Inside decks and gunwales varnished. Enamelled a high gloss red and green outside.
Twozer	15' x 33" x 12"	Pointed 550	65	No. 8 Canvas. Bow and stern caned seats, centre thwart, 2 select paddles, tapered keel.	3/4" thick x 2 3/4" wide spaced 2" apart	
Indian Maiden	16' x 33" x 12"	Pointed 550	75	No. 8 Canvas. Bow and stern caned seats, 2 thwarts, 2 select paddles, tapered keel.	3/4" thick x 2 3/4" wide spaced 2" apart	Inside decks and gunwales varnished. Outside basic red with 2-tone colour design.
Glider Sponson	16' x 34" x 12"	Pointed 800	90	No. 8 Canvas. Bow and stern caned seats, 2 thwarts, 2 select paddles, tapered keel, sponson.	3/4" thick x 2 3/4" wide spaced 2" apart	

PLEASURE CANOES — STANDARD MODELS

Ideal for use where a good, serviceable canoe is needed such as summer resorts, liveries and boys' or girls' camps. Materials are top quality but not matched for colour.

Playmate	14' x 32" x 12"	Pointed 500	60	STANDARD PLEASURE CANOES. No. 10 Canvas. Bow and stern caned seats, centre thwart, 2 select paddles, flat shoe keel.	3/4" thick x 1 1/2" wide spaced 1 1/2" apart	Inside decks and gunwales varnished. Enamelled a high gloss red or green outside.
Chum	15' x 33" x 12"	Pointed 550	65	No. 10 Canvas. Bow and stern caned seats, centre thwart, 2 select paddles, flat shoe keel.	3/4" thick x 1 1/2" wide spaced 1 1/2" apart	
Pal	16' x 34" x 12"	Pointed 600	70	No. 10 Canvas. Bow and stern caned seats, 2 thwarts, 2 select paddles, flat shoe keel.	3/4" thick x 1 1/2" wide spaced 1 1/2" apart	
Ottawa	15' x 35 1/2" x 13 1/2"	Pointed 650	70	No. 10 Canvas. Bow and stern caned seats, 1 thwart, 2 select paddles, flat shoe keel.	3/4" thick x 1 1/2" wide spaced 1 1/2" apart	

FIBREGLASS CANOE



For those who wish little or no upkeep.

Deer	16' x 32" x 12"	Pointed 550	85	Fibreglass, 2 seats, 1 thwart, 2 select paddles, gunwales and decks aluminum.	—	Impregnated colour.
------	-----------------	-------------	----	---	---	---------------------

ALUMINUM CANOES

Cub	16' x 36" x 14"	Pointed 850	85	Aluminum	—	Natural aluminum welded seams
Beaver	16' x 36" x 14"	Vee 850	85	Aluminum	—	
Portable	16' x 39" x 15"	Flat Wide 900	90	Aluminum	—	
Wolf	17' x 37" x 14 1/2"	Pointed 950	95	Aluminum	—	
Fox	17' x 37" x 14 1/2"	Vee 950	95	Aluminum	—	

NEW *Chestnut* OUTBOARD CRUISER



Interior View of Cruiser

TOURIST DELUXE

... provides maximum performance, quality and seaworthiness.

This completely new Cruiser for 1960 has been designed to provide the speed of a runabout with the luxury of a much larger craft. It is constructed of first grade African Mahogany sheet plywood on a sawn frame. The new Chestnut Cruiser, the Tourist Deluxe, has been carefully finished to provide unequalled eye appeal wherever you go. Complete with bunks, galley, sink, stove, cupboards, toilet, mattresses, flying bridge windshield, splash tray, cabin dome light, driver-companion seats, 2 side seats, storage space, bulkhead under self-draining motor well, ship's wheel, lights, deck hardware, eye bolt at stern. The Tourist is finished in a painted design of sundome tan and contrasting colours on deck and bottom.

Specifications: Tourist Deluxe—Length 19', Beam 96", Depth 40"; Transom 20"; Weight 1500-1600; Carrying Capacity 8-10 Persons; Horsepower 120 h.p. Single or Dual.

MAYFAIR

See description Page 3



We appreciate the co-operation of the following companies for use of their products in this catalogue: T. Eaton Co. Ltd., Outboard Marine Corp. of Canada Ltd., McCulloch of Canada Ltd., Dalex Co. Ltd. (Mercury Motors), West Bend Aluminum of Canada (West Bend Motors), Catalina Swimwear and Miss Sun Valley Sportswear.

Handy Tips **TO CONSIDER** **WHEN BUYING YOUR NEW BOAT**

The features you'll find in a new Chestnut boat of each construction

Chestnut boats are built in seven basic constructions. These include cedar strip, moulded mahogany plywood, aluminum, canvas covered, reinforced fiberglass, sheet plywood and lapstrake, all basically good materials for use in pleasure boats. There is really no answer to the question "Which is the best construction?" — because each has its advantages. Here are some of the features you should look for when buying your next boat.

CEDAR STRIP Cedar Strip has been the choice of boat builders for many reasons. Firstly, wood possesses lightness, natural buoyancy, plus beauty and strength. It is the only material which has the resiliency to provide a soft ride in all waters. It is very easy to repair and adapts to sweeping design patterns in the hull that give grace and beauty yet maintain seaworthiness. The many water tight joints require more maintenance than seamless boats of wooden construction, but with annual maintenance and reasonable care the cedar strip boat has a proven record of durability. If you leave your boat in the water or store it inside when not in use, the cedar boat will give you many years of excellent service. If your purchase of a boat is to be a long term proposition, then you should give serious consideration to a cedar strip boat.

MOULDED PLYWOOD Many types of materials are used in this construction and one should be careful to select a boat from a material that has a high percentage of natural oils for preservation. Mahogany is considered throughout the trade as the best material for marine use.

The basic construction moulds several layers of veneer into one seamless hull, giving it strength, pound for pound, unequalled by steel. Moulded mahogany plywood has all the advantages of natural wood, buoyancy, resiliency and adaptability, with no possibility of seepage.

This construction is excellent for trailering and storing in all weather conditions; moisture has little effect on the hull. Its smooth surface makes it a fast riding boat, easy to clean and fun to use. If damaged it is one of the simplest constructions for the novice to repair.

The construction adapts itself to more flowing designs and shapes than most planked wooden boats. A moulded mahogany boat, according to its size and strength, is lighter in weight than most boats of other construction.

ALUMINUM CONSTRUCTION Aluminum constructions require little maintenance and are generally light in weight. They are considered a good boat for cartop use due to lightness but are not too popular in the larger sizes. They are ideal for rocky shore since dents can easily be removed with a mallet.

One drawback in aluminum is, in the event of it becoming holed, it is difficult to repair, as special equipment is required.

CANVAS COVERED These boats or canoes are constructed of cedar planking on cedar ribs, covered with seamless Marine canvas, to give a hard waterproof outer finish. This construction withstands hard abuse and has been known to be still in use after 40 years of service. Canvas covered construction can be heavy and strong as found in Freight Canoes, or can be built extremely light for portaging or cartop use and still maintain a measure of durability. The quickness and ease of repair cannot be over emphasized and this factor alone makes them the choice of canoeists throughout the Canadian and American North.

REINFORCED PLASTIC OR FIBREGLASS This construction is offered in several types of lay-up to make the basic hull. Each has certain advantages, some in strength, some in manufacturing technique.

Fibreglass construction is relatively new in boat hulls but is growing in popularity because of high resistance to scuffing and abrasion and a small amount of maintenance required. However, if a fibreglass boat is damaged it is not easy to repair but requires knowledge and a considerable amount of time. A good fibreglass boat will be much heavier than other boats of a similar size and will be slightly more expensive. This is offset by the lack of yearly maintenance, the clean lines, variety of designs and elimination of leakage.

The bottom must be exceptionally strong to prevent working in choppy waters or the materials will suffer eventual fatigue. Due to the bottom strength and rigidity, these boats are harder riding than most other constructions.

SHEET PLYWOOD This type of construction, found in the new Chestnut cruisers, is built around a sawn frame. It provides the natural beauty of fine grain plywood. It is a popular construction and, although it does not provide as soft or cushioned ride as other wooden constructions, it provides good speed due to its seamless construction and design.

LAPSTRAKE This is one of the old constructions and has many advantages. The laps found on each plank help to turn the water down thus reducing spray.

The construction being wood is flexible giving a cushioned ride. Lapstrake is generally heavier than most wooden constructions and the joints are susceptible to seepage if not properly cared for each year at maintenance time.

THE **Chestnut** **WARRANTY**

The following guarantee made by the
Chestnut Canoe Company Limited
protects you the purchaser.



We guarantee the materials used in the manufacture of Chestnut Canoes and Boats to be carefully selected from the very best quality and suited best for the work in which it is used. We further guarantee that the workmanship is first class in every respect and only the best materials are used for painting, varnishing and finishing.

We guarantee the boat will be properly packed for shipment and delivered to the transportation company in excellent condition. If on receipt of a canoe or boat you find it to be defective in any way, except by damage in transportation, it will be replaced free of charge, F.O.B. Fredericton, N.B.

We further guarantee that if, after one season's use, defects should develop that were not at first noticeable, the Chestnut Canoe Company will remedy the defects or, if they are such that they cannot be repaired, will replace the boat if it is returned to Fredericton, freight prepaid.

THE
Chestnut

CANOE COMPANY LIMITED, FREDERICTON, NEW BRUNSWICK, CANADA

MANUFACTURERS OF WORLD FAMOUS CHESTNUT

BOATS FOR OVER 60 YEARS